

Home Learning Summer 1 Year 1












Theme: How do we organise ourselves around the world?																										
As well as the homework menu on the next page, we expect children to complete other tasks throughout as listed below.																										
Reading	Daily – 5 minutes	This could be a shared read with a member of your family, an opportunity for you to read to an adult in your family or a time to quietly read and enjoy a good book on your own. You can read stories, fact books, letters, magazines, newspapers, recipes, instructions or online text on https://www.oxfordowl.co.uk Username: year1cts Password: cherry <i>Please remember to sign your child's reading record every time they read.</i>																								
Maths	Daily – 5 minutes	In Maths lessons this half term, we will learn about adding, subtracting and multiplication. Please try to do some counting or ordering practise every day (toys, stairs, fruit, chocolate buttons, houses you walk past... anything really!) If you have any Orchard Toy puzzles, these are really good and fun for the family. Please feel free to log onto a websites or apps such as: Fluency – https://www.topmarks.co.uk/maths-games/5-7-years/ NumBots – https://play.numbots.com/#/account/school-login/35341 Times tables – https://play.trockstars.com/auth/school/student/35341 ICTgames – https://ictgames.com/mobilePage/index.html																								
Phonics/ spelling	Daily – 5 minutes	Can you read or write any words with these phase 5 digraphs and trigraphs? What about these new Tricky words: once, laugh, because, eye? Use your home learning book to practise writing words with these spellings: <table style="width: 100%; border: none;"> <tr> <td>ay play</td> <td>ue blue rescue</td> <td>i tiger</td> </tr> <tr> <td>a-e shake</td> <td>ew chew new</td> <td>a paper</td> </tr> <tr> <td>ea each</td> <td>u-e rude cute</td> <td>ow snow</td> </tr> <tr> <td>e he</td> <td>aw claw</td> <td>u unicorn</td> </tr> <tr> <td>ie pie</td> <td>ea head</td> <td>ph phone</td> </tr> <tr> <td>i-e time</td> <td>ir bird</td> <td>wh wheel</td> </tr> <tr> <td>o go</td> <td>ou cloud</td> <td>ie shield</td> </tr> <tr> <td>o-e home</td> <td>oy toy</td> <td>g giant</td> </tr> </table>	ay play	ue blue rescue	i tiger	a-e shake	ew chew new	a paper	ea each	u-e rude cute	ow snow	e he	aw claw	u unicorn	ie pie	ea head	ph phone	i-e time	ir bird	wh wheel	o go	ou cloud	ie shield	o-e home	oy toy	g giant
ay play	ue blue rescue	i tiger																								
a-e shake	ew chew new	a paper																								
ea each	u-e rude cute	ow snow																								
e he	aw claw	u unicorn																								
ie pie	ea head	ph phone																								
i-e time	ir bird	wh wheel																								
o go	ou cloud	ie shield																								
o-e home	oy toy	g giant																								
Handwriting	Daily – 5 minutes	Practise your best handwriting whenever you are writing. Remember to use an appropriate writing utensil (pencils are better than pens in Year 1). Can you write every letter of the alphabet neatly and on the line? Do you know the capital and little letters? Can you write them in something messy? (shaving foam, sand, paint). Challenge: Can you write a sentence about your day at school, something you have discovered at home, a letter to a book character, a shopping list...)																								



Home Learning Summer 1 Year 1



Theme Menu Year 1 Summer 1: During this half term we will be investigating **What makes Africa great?** In **Geography** we will learn that there are over 50 different African countries and the landscape is different in each (hot dry deserts, cold mountains or warm wet rainforests). We will find out about life in the savannah and traditional homes in Kenya. We will learn about weather around the world in **Science** and start to identify how the weather changes each day in the UK. In **Maths** we will recap how to subtract, and become more confident at counting in groups to learn about multiplication and division. We will solve problems involving groups and sharing. In **English** lessons our writing will be based on the stories 'Anna Hibiscus' and 'One day on our blue planet: In the Savannah'. We will learn about shadows, den building and tying knots in **Forest School**. In our **RE** lessons we will learn about the Jewish celebration of 'Shabbat' and discuss the religious celebrations we take part in. In **Music** we will explore creating rhythms and patterns often found in African music. We will use the Chromebooks in **Computing** to create musical patterns. In **Spanish** we will learn to count to 10 and in **PSHE** we will learn about relationships and friendships. In **PE** lessons we will learn about striking and fielding when playing ball games. Choose **one drink, one starter, one main, one dessert** and **one cheeseboard** activity to complete in your Home Learning Book. You have **six weeks** to finish your meal... I mean home learning! Please bring them back by **Wednesday 22nd May** ready to share with the class.

Drink	Starter	Main	Dessert	Cheeseboard
<p>Write a story In class we are reading the story 'Anna Hibiscus.' Another story you may know is 'Handa's surprise' or 'Handa's Hen'. Can you write a short story set in any African country? It can be similar to one you already know or you can make it up.</p>  <p>Challenge: Use time words to put your story in order (first, next, then) or story language like 'Once upon a time.'</p>	<p>Practice writing 'O'clock' Towards the end of this term, we will be learning how to tell the time! Write down '12 O'clock' and then write down what the time would be an hour later. Keep writing down the time an hour later until you get all the way back to 12 O'clock again!</p> 	<p>Find out about a place in Africa There are over 50 countries in Africa. Pick ANY African country and find out some facts. You could make your fact file on purple mash or paper. You can include pictures too! E.g. The capital city is... the weather is... people speak... Some famous landmarks are... It is in the North/ East/ West/ South. There are mountains/ rivers/ lakes/ desert/ forests in this country.</p> 	<p>Use colour like an artist Ntombphi Ntobela is a South African artist who uses tiny beads sewn onto fabric to create art. She is famous for her colourful art. Have a look at some of her art here. https://www.ubuhlebeads.com/per-sonnel/ntombephi-induna-ntobela/ Can you create art that is colourful like Ntombphi's? You could use purple mash, crayons, paints, chalk, pens, pencils or even trying sewing like this famous artist!</p> 	<p>Design a family poster In PSHE we are learning about all of the people we have relationships with... friends, family, people at school or in clubs. Create a poster showing who is in your family. Draw a picture, write their names and ages. What do you do when you spend time together? You can include parents, siblings, grandparents, aunts, uncles and cousins (and pets!).</p> 
<p>Write a letter to a person living in Africa Use your letter to tell them all about life in England. Think about how we start a letter (Dear ...). You can write about your daily routine, what you like to do, the weather and more...</p>  <p>Challenge: Can you use question marks when you ask questions and full stops when you write sentences?</p>	<p>Create a weather diary Choose one week and make a weather diary showing how the weather changes each day. E.g. Monday - sunny. 12 °C. No wind. Tuesday - cloudy. 10 °C. Light breeze.</p>  <p>Challenge: Choose how you will show us your weather report. On the computer, a video, writing or drawings.</p>	<p>Share a religious family festival This term we will learn about the Jewish celebration 'Shabbat'. Do you celebrate a religious festival with your family? Can you share some pictures or write some sentences about how you celebrate. It might be about the clothing you wear, special places you go, who you spend it with or any other information you would like to share.</p> 	<p>Play a ball game In school this term we are learning about striking and fielding. We will learn about games that have a bat and ball (tennis, rounders, cricket). Find a space (park or garden) and practise hitting the ball with a racket or bat. Can you hit it in the right direction and with some power? Can you use forehand or backhand? Take some photographs of you enjoying the game with friends or family.</p> 	<p>Make animal shadow puppets In forest school, we'll be learning all about shadows. Use your hands to make shadow puppets on a wall and play around with the different shapes you can make. Can you make a bird, a rabbit, a dog... what else? Take some photos and write down which animals you make.</p> 