

Home Learning Spring 2 Year 2



CHERRY TREE
PRIMARY SCHOOL

<p>How does nature inspire authors and artists? In theme, we are looking at what fairy tales are and why they have been historically influential. We will be exploring rewrites and focussing on how artists and illustrators express themselves through different styles, which will link to our history and geography focus of learning about where an artist is from and what it was like when they were alive. In PSHE, we are learning about healthy habits. In Science, we are learning about how plants grow.</p>	
<p>Welcome back to our new half term. Thank you for all the fabulous Home Learning you did last term. We cannot wait to share your achievements this half term. As last time, choose from the various 'menu' activities and some daily tasks too listed below. Spellings will be sent home weekly to ensure you have the challenges you need to become a super speller.</p> <p>Please bring back all of your menu tasks by Wednesday 29th March ready to share with the class ☺.</p>	
<p>Reading – 10- 20 mins, every day</p>	<p><u>Please read at home daily.</u> This could be a shared read with a member of your family, an opportunity for you to read to an adult in your family or a time to quietly read and enjoy a delightful book on your own. You can read stories, fact books, letters, magazines, newspapers, recipes, instructions, or online text on https://www.oxfordowl.co.uk <i>Please remember to sign your child's reading record every time they read.</i></p>
<p>Maths- 20- 30 mins, every week.</p>	<p>This term we are focussing on addition and subtraction methods. Please use these sites to support your learning: https://numbots.com/ https://www.topmarks.co.uk</p>
<p>Times Tables- 10 - 15 mins, every week</p>	<p>Log on to Times Table Rock Stars or a similar Maths website to practise your tables. Year 2 children need to be confident with their 1,2,5 and 10 times tables and begin practicing their 3 and 11 times tables. https://ttrockstars.com/</p>
<p>Phonics/ Spelling- 5 - 10 mins, every week</p>	<p>Look at this week's spelling list and practise writing your spellings neatly. Challenge: Can you put these spellings into sentences? When you read your reading book, look out for words with our spelling pattern and add them to the list. How many can you find? Use your phonics mats to spell out words with Phase 3,4 and 5 phonic sounds; for example p-l-ay. play.</p>
<p>Handwriting- 5 - 10 mins, every week</p>	<p>Practise writing every letter of the alphabet neatly and on the line. Remember to WOW your family with your fantastic handwriting skills!</p>
<p>Keeping connected</p>	<p>We will be sharing the amazing things we do in school on Twitter - @MissKhanCTS @MissMeldauCTS We also award children regularly with badges on Marvellous Me. If you are not sure of your log in details then just ask and we can help to get you connected.</p>









Home Learning Spring 2 Year 2



CHERRY TREE
PRIMARY SCHOOL

Theme Menu: Year 2


Choose **2 or 3 creative** activities. The starter and dessert are quicker activities. The main will take longer. You have five weeks to finish your meal...I mean homework! Bring back **by Wednesday 29th March** ready to share ☺.

Starter	Main	Dessert
<p>Design your own elf! Go on a walk outside and collect some items from the ground. Use double sided tape/glue to stick the things you have found onto the picture, to design your own elf. Don't forget to find a matching pair of petals, leaves or feathers for your elf's wings!</p> 	<p>Create a fairy tale wordsearch or crossword Write some vocabulary words linked to fairy tales, nature and art. Disguise these in a wordsearch or write some clues or definitions for a crossword.</p> 	<p>Healthy Meal Design a healthy snack you could make for your family. Write down instructions on how to make the snack and the ingredients you will need. Remember to use bossy verbs such as 'add, cut, put, peel etc'. With the help of an adult make the healthy snack for your family. Take a photograph to stick into your books.</p> 
<p>Plant your own seed In Science, we are learning about seeds and bulbs. Plant your own at home and look after it. What does a plant need to make it grow? Record what you have planted and when. Keep note of how much water you give it, and you could measure its height. You could even take photographs or draw pictures of the changes.</p> 	<p>Create an artwork using only natural materials. Like the artist Andy Goldsworthy, collect as many natural objects as you can and use patterns and colour to turn them into an artwork.</p> 	<p>Redesign a fairy tale Cover Choose your favourite fairy tale and look at the cover. Explore different artists for inspiration and redesign the cover in the style of another artist / illustrator. Notice which techniques they use.</p> 

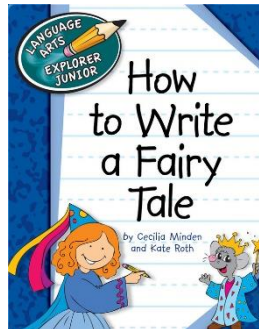
Writing Menu: Year 2

Choose any **2 writing** activities. Bring back to school **by Wednesday 29th March** ready to share ☺.

Write a nature experience journal. Go for a walk or spend some time in a nature. Take notice of everything you can see, hear, feel and touch. Write down your experience using interesting adjectives and expanded noun phrases. Try to use subordinating conjunctions to add extra information to sentences (because, which, if then) or co-ordinating conjunctions to join sentences (and, but, so, yet)
For example: 'I can see the bright, pink buds forming on the trees which will become cherry blossoms.'



Go on a walk in the garden or through the park. Write your own fairy tale inspired by the nature around you. Who will be your main character? What adventure will they go on? What will be the problem? How will they solve it?

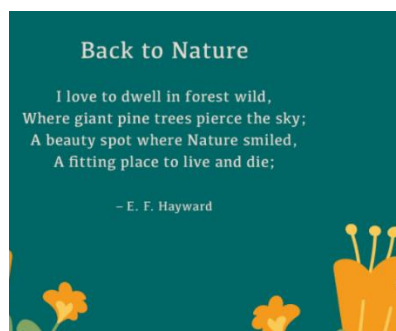


Don't forget capital letters, full stops, clear sentences, neat handwriting and conjunctions (and, but, so, because, if, when)

Research a famous artist and write a biography. Use facts about the artist like where they were born, their education and what inspires them. Try to see if you can use different punctuation (commas to list, fullstops, exclamation marks for exciting sentences and question marks for 'did you know' facts)



Write a nature poem. Before you start, decide what your rhythm will be. Will you have rhyming words? Will it be a list poem? Will you write an acrostic poem?




In PSHE, we are learning about ways to keep ourselves healthy. Think about ways you keep yourselves healthy, for example the food you might eat, exercise, sleep etc. Can you create a leaflet about the importance of keeping ourselves healthy and how we can do it? Remember to include some 'Did you know' facts and drawings.

Don't forget Capital letters, full stops, clear sentences, neat handwriting and conjunctions (and, but, so, because, if, when)



In class, we are reading books about nature and fairy tales. Go to the Library to find some stories about nature/ fairy tales or some books with eye catching illustrations. Write a book review telling us about which book you read, what you enjoyed and why other children might like that book.





Forestry Commission
England

Children's
activity
sheets

Create Your elf outfit

forest
fairy
tales



1
Collect items from
the forest floor to
create an amazing
elf outfit. Look for
things that are small
& delicate.

2
Don't forget to
find a matching pair
of petals, leaves or
feathers for your
elf wings!

3
Use double
sided tape to stick
the things that you
have found onto
your picture.

4
If you can find a
dandelion, buttercup
or daisy, rub them onto
your sheet to colour the
elf's hair. Just like magic
it will turn your elf's
hair golden!



Discover magical fairy tale
features, create your own fairy
or elf or make a forest crown.
Your adventure begins at:

forestry.gov.uk/fairytales