















Home Learning Spring 1 Year 6



Theme: During this half term we will be learning about light and investigating how it helps to save lives.	
This home learning sheet will be sent home each half term with a 'menu' of topical activities and some daily/weekly tasks for you to work through. Daily and weekly tasks will be monitored, and the 'menu' activities are due in during the last week of the half term. An activity from each 'course' should be completed.	
<u>Daily/weekly activities</u>	<u>What to do and where to find them</u>
Reading	Please read at home daily. This could be a shared read with a member of your family, an opportunity for you to read to an adult as well as time to quietly read and enjoy a good book on your own. Please record this in your reading record. Your reading record should be signed weekly by an adult, and you should bring it to school daily with your reading book
Maths – 25 mins (weekly)	Please use these websites to support what we have been learning in class and to practise key skills such as times tables using www.purplemash.com , www.trockstars.com If you are looking for an extra challenge have a look at this site: https://nrich.maths.org
Spellings	Look at this week's list and practise these spellings as often as you need to. During week 1, you should learn how to spell these words. During week 2, you should include your spelling words in sentences in your home learning book to show you understand them. When reading, try to spot some of your spelling words. How many can you find? Challenge yourself to find synonyms or antonyms of each word.
Keeping connected	We will be sharing the amazing things we do in school on Twitter. @MrsMalhotraCTS @MissPatmanCTS We love to celebrate work and kindness with a note to parents on Marvellous Me. If you have not already downloaded Marvellous Me, then please do and check your notification settings. If you are not sure of your log in details, then just ask and we can help. Go to https://marvellousme.com/

Complete one activity from each course. Homework due week commencing 6th February 2023

Drink	Starter	Main	Dessert	Cheeseboard
<p>Write a poem in the style of Clodbusting by Malorie Blackman, about someone who has made an impact on your time at Cherry Tree School. It can be another member of your class or an adult who has taught or supported you during your time here.</p> 	<p>Imagine you are working as an assistant to Thomas Edison. He has just invented the light bulb and needs your help publicising his creation. Design an advertising poster introducing his invention and sharing the benefits of it for Victorian households.</p> 	<p>There are more than 250 lighthouses still in use across the UK, whose shining beams of light play a vital role in protecting shipping. Find and research a working lighthouse. Where is it? When was it built? How is it used today? With the days of the lighthouse keeper long gone, who looks after it?</p> 	<p>Make shadow pictures by arranging objects in front of a blank wall or piece of paper. Shine a light behind the objects and notice the shadow picture you have created. What happens when you move your objects further away from your light source? Why do you think this happens?</p> 	<p>Have you ever wondered how children entertained themselves while hiding in underground bunkers during the war? Design a board game or puzzle which they might have enjoyed playing. with their families.</p> 
<p>How does music make you feel? Does it calm you, inspire you or energise you? Create a piece of artwork which shares your emotions and feelings when listening to your favourite song, or piece of music? Remember to include the song title and artist.</p> 	<p>Have you ever wondered how electricity passes through a bulb to make light or how a candle creates a flame? Research one of these two light sources and draw a diagram to show what you have learnt. Label your diagram clearly to share your learning.</p> 	<p>Write a poem about life without light. Do we need it? Could we survive without light? What would our lives be like without light?</p> 	<p>Write a letter to members of the Children's Parliament to share ideas of how as a school we could save our energy consumption and protect our planet.</p> 	<p>What is your dream or goal for the rest of this school year? How will you achieve it? Make a list of achievable steps to help you to reach this goal by the time you finish Year 6.</p> 
<p>Very few Anderson shelters still remain today, one of which is in a garden in Watford. You can learn more about them at andersonshelters.org.uk Write a list of instructions/ advice on how to survive the night in an Anderson shelter during an air raid.</p> 	<p>Write a letter to a lighthouse keeper to find out what their life is like. You might like to find out what their daily routine involves and how many hours they work daily to keep marine vessels safe. Do they live in or near the lighthouse? What else would you like to find out?</p> 	<p>Design a new light source to replace light bulbs. Consider how it would work and why it would be an improvement on lightbulbs. Be prepared to present your innovative design to your class to convince them to replace their current lightbulbs with your exciting new creation. Remember to include technical vocabulary and specific details about your invention.</p> 	<p>Write a book review to share your favourite book with your class. A book review template is available from your teacher. Remember to include what the book is about, why you liked it, who you would recommend the book to and why.</p> 	<p>Enjoy a winter woodland walk or take a stroll through your garden. Can you spot any signs of Spring yet? Make some sketches of what you have noticed.</p> 