

Home Learning Spring 1 Year 2



CHERRY TREE
PRIMARY SCHOOL

Is space exploration important?

During this half term we will be investigating how our world works. To understand this, we will be investigating space exploration and why it is important. We will study how space travel changed history and how rockets get into space. We will learn about key figures such as Neil Armstrong and what the purpose of exploring space is. In Science we will be investigating what living things need to survive.

Welcome back to our new half term. Thank you for all the fabulous Home Learning you did last term. We cannot wait to share your achievements this half term. As last time, choose from the various 'menu' activities and some daily tasks too listed below. Spellings will be sent home weekly to ensure you have the challenges you need to become a super speller.

Please bring back all of your menu tasks **by Wednesday 9th February** ready to share with the class ☺.

| | |
|--|--|
| Reading – 10- 20 mins, every day | <u>Please read at home daily.</u> This could be a shared read with a member of your family, an opportunity for you to read to an adult in your family or a time to quietly read and enjoy a delightful book on your own. You can read stories, fact books, letters, magazines, newspapers, recipes, instructions, or online text on https://www.oxfordowl.co.uk <i>Please remember to sign your child's reading record every time they read.</i> |
| Maths- 20- 30 mins, every week. | This term we are focussing on addition and subtraction methods. Please use these sites to support your learning: https://numbots.com/ https://www.topmarks.co.uk |
| Times Tables- 10 - 15 mins, every week | Log on to Times Table Rock Stars or a similar Maths website to practise your tables. Year 2 children need to be confident with their 1,2,5 and 10 times tables and begin practicing their 3 and 11 times tables. https://trockstars.com/ |
| Phonics/ Spelling- 5 - 10 mins, every week | Look at this week's spelling list and practise writing your spellings neatly. Challenge: Can you put these spellings into sentences? When you read your reading book, look out for words with our spelling pattern and add them to the list. How many can you find? Use your phonics mats to spell out words with Phase 3,4 and 5 phonic sounds; for example p-l- ay . play . |
| Handwriting- 5 - 10 mins, every week | Practise writing every letter of the alphabet neatly and on the line. Remember to WOW your family with your fantastic handwriting skills! |
| Keeping connected | We will be sharing the amazing things we do in school on Twitter - @MissKhanCTS @MissMeldauCTS We also award children regularly with badges on Marvellous Me. If you are not sure of your log in details then just ask and we can help to get you connected. |









Home Learning Spring 1 Year 2



CHERRY TREE
PRIMARY SCHOOL

Theme Menu: Year 2

Choose **2 or 3 creative** activities. The starter and dessert are quicker activities. The main will take longer. You have five weeks to finish your meal...I mean homework! Bring back **by Wednesday 9th February** ready to share 😊.

| Starter | Main | Dessert |
|--|---|---|
| <p>Make yourself a Space Suit Use junk modelling or recycled materials to build a space suit. Think about what astronauts might need; a space helmet, some heavy boots, and protective wear. Think about what other gadgets you might need.</p>  | <p>Build a Solar System Model Use any round objects that you can find and build a model of the solar system. See if you can label all the planets and the sun. As a challenge, try to make the objects of your model in the correct scale (this means smaller planets will be small and bigger planets will be bigger.)</p>  | <p>Build a Space explorer vehicle! Brave astronauts travel to space in a rocket and then live for months at the international space station. Tim Peake and Neil Armstrong are two famous astronauts so try building a rocket or space vehicle for them. Try using junk modelling or another resource (K'nex, Lego...) Be as creative as you like and show us what each part of the spaceship is for.</p>  |
| <p>Draw or paint a night sky</p>  <p>Use any medium (pencils, charcoal, paint, watercolour and salt, or pastels) to draw a night sky. As a challenge, add in a constellation that we might recognise.</p> | <p>Oreo Cookie Moon Phases</p>  <p>Use any snacks to create the phases of the moon Some ideas are Oreos, apple slices, banana slices, grapes, or even slices of bread.</p> | <p>Make galaxy playdough https://www.madetobeamomma.com/sparkly-galaxy-playdough/ https://daysofdomesticdad.com/diy-galaxy-playdough/</p>  |



Writing Menu: Year 2

Choose any **2 writing** activities. Bring back to school by **Wednesday 9th February** ready to share ☺.

Keep a sky at night journal for a whole week. Write about everything you can see in the sky. You could draw a picture of the moon every night. Does it change over the course of the week?



Imagine NASA are recruiting children for their next space mission.

Write a letter to NASA

explaining why you should be the next person in space. Include information about what you think an astronaut does and which skills you have that would make you an ideal space traveller. What jobs would you be good at?


Don't forget Capital letters, full stops, clear sentences, neat handwriting and conjunctions (and, but, so, because, if, when)



Imagine an alien arrived on Planet Earth... Beegu is an alien who arrives on Planet Earth, lost, and confused!

Make a fact file about your life on Planet Earth to share with her

telling her everything you think she needs to know to survive. E.g. Who lives on earth? How do people or animals survive? What are countries and continents? How do our tools/ technology work? E.g. a toilet, a phone, a washing machine, dishwasher, Hoover, tv, shower. How do humans get food to eat? What is exercise and do we do it? Be as creative and informative as you can – everything is new to her, and she doesn't know anything about humans on earth.



You are going on a spaceship and can only take 10 things with you. What will you take? Either write a list with commas or draw them.

Think about what you might need in space. What would be useful? Which planet will you be going to?



Find out facts about the space missions –

What was the first creature sent into space?

Who was the first astronaut?

Who was the first man on the moon?

What other interesting facts can you find?

You can use **kiddle** to help you find facts. Ask an adult to help you research the facts

online. Remember what we have learnt about online safety.



In class, we are reading books about space. Go to the Library to find some stories about space/ aliens/ astronauts or some non-fiction books with

interesting facts. (E.g. Who are some famous astronauts?) Write a book review telling us about which book you read, what you enjoyed and why other children might like that book.

