

Home Learning Autumn 2 Year 2




CHERRY TREE
PRIMARY SCHOOL

What caused the Great Fire of London?

During this half term, we will be learning about London, the capital city of England. We will investigate how the Great Fire of London started in 1666, why it spread so quickly and how the city of London changed after the fire. We will compare how firefighting equipment has changed and how buildings are built differently nowadays. In Science, we will investigate different materials (metal, wood, paper, glass, brick, fabric etc.) and how they are used for different purposes.

We were so impressed with the amazing home learning you produced in the first half term. Here is your new home learning menu. Please choose some of the 'menu' activities on the next page and some daily tasks listed below too. Spellings will be sent home weekly to ensure you become a super speller!

Please bring back all of your menu tasks **by Wednesday 14th December** ready to share with the class ☺.

Reading – 10- 20 mins, every day	Please read at home daily. This could be a shared read with a member of your family, an opportunity for you to read to an adult in your family or a time to quietly read and enjoy a good book on your own. You can read stories, fact books, letters, magazines, newspapers, recipes, instructions or online text on https://www.oxfordowl.co.uk <i>Please remember to sign your child's reading record every time they read.</i>
Maths- 20- 30 mins, every week.	This term we are focussing on addition and subtraction methods. Please use these sites to support your learning: https://www.mathletics.co.uk  https://www.topmarks.co.uk
Times Tables- 10 - 15 mins, every week	Log on to Times Table Rock Stars or a similar Maths website to practise your tables. https://ttrockstars.com/
Phonics/ Spelling- 5 - 10 mins, every week	Look at this week's spelling list and practise writing your spellings neatly. Challenge: Can you put these spellings into sentences? When you read your reading book, look out for words with our spelling pattern and add them to the list. How many can you find?
Handwriting- 5 - 10 mins, every week	Practise writing every letter of the alphabet neatly and on the line. Remember to WOW your family with your fantastic handwriting skills!
Keeping connected	We will be sharing the amazing things we do in school on Twitter - @MissKhanCTS @MissMeldauCTS We also award children regularly with badges on Marvellous Me. If you are not sure of your log in details then just ask and we can help to get you connected.









Home Learning Autumn 2 Year 2









CHERRY TREE
PRIMARY SCHOOL

Theme Menu: Year 2

Choose 2 or 3 creative activities. The starter and dessert are quicker activities. The main will take longer. You have five weeks to finish your meal...I mean homework! Bring back by Wednesday 14th December ready to share ☺.		
Starter	Main	Dessert
<p>Use buckets of water to help clean a car or bike. Is it tricky? What do you think it would have been like using buckets of water to put out a fire in 1666? If you have a hose, try using this instead. Is it easier? Why?</p> <p>Talk about what you notice about this technology with your family. Please take some photos and email them to us or print the photo for your home learning folder.</p> 	<p> Find out what the Tudor buildings looked like in London in 1666.</p> <p>Make a 3D map to show the city of London. Don't forget the River Thames. We encourage using recycling (like mini cereal packets) or using building toys you have at home. You could make the Houses of Parliament and St Paul's Cathedral if you fancy a challenge!</p>	<p>Create a London landmark! You could use Lego to make Big Ben or recycling to make the London eye? Maybe you could make the river Thames out of sticks and leaves outside. Or you could create any Bridge out of K'nex? Please take a photograph of your creation and email it to us or print the photo for your home learning folder.</p> 
<p>Celebrate a festival, safely, with your family using candles or fire. You could toast Marshmallows on a campfire, light Diva lamps or have sparklers to celebrate fireworks night. Find out how the spark starts and how to put it out safely. You must be supervised by an adult.</p>  <p>Create a colourful poster about how to be safe around fire.</p>	<p>Talk to your family about what you would do if there was a fire in your home. Draw a map of the rooms in your home and work out a safe escape route. Pick an area outside where you could meet up safely. Find out if you have a smoke detector and test it to see if it works. <i>Watford fire service can help if you don't have a detector yet.</i></p> 	<p>Pretend you are a baker like the baker in Pudding Lane. At the time, bakers would have been very important. Bake a loaf of bread with your family. Follow a recipe and enjoy eating your baking!</p> <p>Please take a photograph of your bread and email it to us or print the photo for your home learning folder.</p> 

Writing Menu: Year 2

Choose any 2 writing activities. Bring back to school by Wednesday 14th December ready to share ☺.		
<p>Find out about a famous London landmark.</p> <p>(<i>St Paul's Cathedral, Buckingham Palace, Big Ben, London Bridge, Tower of London, London Eye...</i>)</p> <p>Write 5 interesting facts about your landmark. Where is it in London? When was it built? What happens there? What materials were used to build it? Why should people visit this landmark if they go to visit London?</p> 	<p>Choose a festival and make a leaflet about it. (Hallowe'en, Bonfire Night, Diwali, Hanukah, Christmas or Eid)</p> <p>Try to use subheadings, interesting sentences, neat handwriting and pictures. Do people celebrate this festival using lights, candles, fireworks or lanterns? Why is it special to families who celebrate it?</p> 	<p>Research what people used to wear in the Tudor and Stuart times. Label a picture showing how their clothes are different to our modern clothes. Do you think it would have been easy to fight a fire in these clothes? Write a sentence explaining how clothes have changed since then.</p> 
<p>Walk around the different rooms in your home. How many different materials can you see? What is your furniture made from? Write a list of the different materials you can find. Organise your list into the different materials. E.g. wood, brick, glass, plastic.</p> 	<p>Imagine you lived in 1666 at the time of the Great Fire. A man called Samuel Pepys wrote a diary and he described what happened. Write your diary entry imagining you were there. What could you see? What could you hear? How did you feel? What happened?</p> 	<p>Write a poem about fire, candles, lights or fireworks. You could write an acrostic poem (like this picture below) or you could make your poem rhyme. Remember to include adjectives. Please use your neatest handwriting!</p> 

Home Learning Autumn 2 Year 2

