



Theme: Why did Kings and Queens live in castles?

In **History** we will learn about some famous Kings and Queens of England and explain why they are famous, we will look at castles and discuss the purpose of their key features and will order some key events onto a timeline. In **Geography** we will be learning about the 4 countries within the United Kingdom and their capital cities. We will place castles onto a map of the UK. We will also learn about materials in **Science** and discuss the importance of their properties to suit their purpose. In **English** lessons our writing will be based on stories and poems about castles. We will look at portraits of Monarchs and paintings of castles in **Art** lessons. We will design and build in **D&T** our own castles and explore the different structures used. In our **RE** lessons we will explore how Christians celebrate Christmas and think about what gifts we could give Jesus if he had been born in our town rather than Bethlehem. We will sing songs in **Music**, learn basic **Spanish** greetings and use the chromebooks in **Computing**.

Welcome to our home learning menu. This home learning sheet will be sent home each half term with a choice of 'menu' activities for you to choose to complete. There are some daily tasks too listed below. Bring back all of your menu tasks by Wednesday 14th December ready to share with the class ☺.

Reading – 5 minutes, every day	Please read at home daily. This could be a shared read with a member of your family, an opportunity for you to read to an adult in your family or a time to quietly read and enjoy a good book on your own. You can read stories, fact books, letters, magazines, newspapers, recipes, instructions or online text on https://www.oxfordowl.co.uk Username: year1cts Password: cherry <i>Please remember to sign your child's reading record every time they read.</i>
Maths- 5 minutes, every day	Please try to do some counting or ordering practise every day (toys, stairs, fruit, chocolate buttons, houses you walk past... anything really!) If you have any Orchard Toy puzzles, these are really good and fun for the family. Please feel free to log onto a website or an app such as NumBots https://play.numbots.com/#/account/school-login/35341) Topmarks https://www.topmarks.co.uk/Search.aspx?Subject=16&AgeGroup=2 ICTgames https://ictgames.com/mobilePage/index.html BBC Bitesize https://www.bbc.co.uk/bitesize/subjects/zjxhfg8
Phonics- 5 mins, 3 x week	We will let you know the sounds we are learning every week, please find as many words as you can that have these sounds.
Handwriting- 5 mins, 3 x week	Practise writing every letter of the alphabet neatly and on the line. Do you know the capital and little letters? Can you write them in something messy? (shaving foam, sand, paint) Challenge: Can you write a sentence about your day at school, something you have discovered at home, a letter to a book character, a shopping list....)
Keeping connected	We will be sharing the amazing things we do in school on Twitter – @CTS_Watford (Cherry Tree School) @MissWCTS (Miss Wolstencroft) @MissMcCCTS (Miss McCafferty) @MsHoareCTS (Ms Hoare) @MrsSulamanCTS (Mrs Sulaman) @MissFletcherCTS (Miss Fletcher) If you have not already downloaded Marvellous Me then please ensure that you do. If you are not sure of your log in details then just ask and we can help to get you following us.





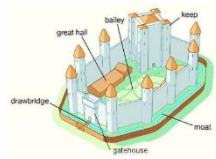


Home Learning Autumn 2 Year 1






CHERRY TREE
PRIMARY SCHOOL

Theme Menu Year 1

Choose any 2 theme activities to complete. Bring back by Wednesday 14th December ready to share ☺.		
<p>Science: What materials can I find ?</p> <p>Have a look around a room in your home. Choose between 5 – 10 objects and find out what materials they are made from? (Wood, glass, plastic, metal, fabric) Why do you think that material is used? You could write a list or ask an adult to help you write some sentences about what you find out. The chair is made from wood because it is hard and strong. My teddy is made from fabric so it is soft and cuddly.</p> 	<p>Art: Can I design a shield?</p>  <p>A coat of arms is the colourful decoration that knights had on their shields and as part of their outfits. They were worn over armour during battles and tournaments. They helped knights know who was who. Can you design a shield for you or your family? On your design you could include your favourite things! Don't forget to include supporters on either side, a helmet and crest at the top, and a motto along the bottom. Think about the shield we made at Forest school with Mrs Sulaman.</p>	<p>PSHE: Celebrating differences</p>  <p>In PSHE we are learning about celebrating our differences. Choose some friends who are different to you. They might have a different hair colour, eye colour or skin colour to you. They might be a different gender, have different family members to you, be a different religion or speak a different language to you. Can you think of some things that are the same about you both? You might like similar activities. Make a list of things that are unique and special about them.</p>
<p>History: Who are the most famous Kings and Queens?</p>  <p>Choose a famous King or Queen from British History; E.g. King William I (1066- 1087) Queen Victoria (1819- 1901) Queen Elizabeth II (1952-2022) King Charles III (2022-) Find out about their life and why they are famous. Where did they live? Were they peaceful or did they fight? What did they do? How did they change the world? www.dkfindout.com/uk/history/kings-and-queens/ Challenge: Can you find out about a significant King or Queen from the history of another country?</p>	<p>DT: Can I build a castle with different parts?</p>  <p>Which materials would you like to use to build a castle- paper, cardboard or junk modelling, lego, duplo, Kn'ex? Have a look at a picture of a real castle to help you make all of the important parts. We will be even more impressed if you have a moving drawbridge! You could use a template if you like. https://www.english-heritage.org.uk/members-area/kids/kids-castles/</p>	<p>History: Who built the first castles? Where were they built? Why were they built?</p>  <p>Use a book from the library or the internet to find out who built the first castles in England. What did it look like? What were the different parts of the castle? What were they made from? Draw and label a diagram of a castle. Imagine an enemy attacked it. Which parts of the castle were used to protect the people living inside?</p>

Writing Menu Year 1

Choose 1 writing activity to complete. Bring back to school by Wednesday 14th December ready to share ☺.		
<p>Write a diary</p>  <p>Pretend you work at the castle (Carpenter, Mason, Baker) looking after a member of your family who is the King or Queen. How are you going to treat them like royalty? Write a diary of everything you would do in your day, living in the castle. Challenge: Can you write in the past? I got up. I washed the clothes. I lit the fire. I made the bread. I cooked the food.</p>	<p>Write a list</p>  <p>Kings and Queens would have had amazing banquets in their castles where they would eat lots of delicious food. Write us list of all of the tasty things you would like to eat at a royal banquet. We'd love to see photographs of you helping to cook or eat some special food if you have a banquet! Challenge: Write a recipe of what you made using instructions!</p>	<p>Write a story</p>  <p>So many famous stories are set in castles with princesses, princes, kings, queens, knights, castles and dragons. Choose a character you know well or make up a royal character and tell us about their adventure. We can't wait to read your story! Challenge: Use adjectives. E.g. There once was a frightened prince who was captured by an evil dragon.</p>