



Theme: Where are we in place and time?
















During this half term we will be investigating **'Who invited the Vikings?'** In **Geography** we will be discovering where the Vikings originated from and where they settled. In **History**, we will look at why the Vikings invaded, and how their era came to an end. In **Writing** lessons, we will be exploring narratives linked to our book 'Odd and the Frost Giants'. We will continue revising and exploring strategies for addition, subtraction, multiplication and division in **Maths**, as well as beginning to explore fractions. Forces will be our topic in **Science** this half term. Our focus will be Christianity in **RE** and coding in **Computing**. In **Spanish**, our topic is the date, and with Mrs Petrof in **D&T**, the children will be building longhouses.

This home learning sheet will be sent home each half term with various 'menu' activities for you to work through and some daily tasks too (listed below). Spellings will be sent home weekly to ensure you have the challenges you need to become a super speller!

<p>Reading</p>	<p>Please read at home daily. This could be a shared read with a member of your family, an opportunity for you to read to an adult in your family as well as time to quietly read and enjoy a good book on your own. You must get your reading record signed by an adult four times a week. Reading records will be checked on a Friday.</p>
<p>Maths – 25 mins (weekly)</p>	<p>Please use these websites to support what we have been learning in class and to practise key skills such as times tables. www.purplemash.com, www.trockstars.com If you are looking for an extra challenge have a look at this site: https://nrich.maths.org</p>
<p>Spellings</p>	<p>Spellings are sent home on a weekly basis. In the first week, spelling will be based around Year 5 spelling patterns. On the second, children will practise common exception/high frequency words. Each week, children must practise these and put them into ten sentences, which will be checked on a Monday. You will have a spelling test every week, again on a Monday.</p>
<p>Keeping connected</p>	<p>We will be sharing the amazing things we do in school on Twitter. Pine: @MissMcCCTS Fir: @MissButtCTS</p>



Home Learning Autumn 2 Year 5

<p>Choose one drink, starter, main, dessert and cheeseboard activity to complete in your Home Learning Book. Bring your amazing work back by Wednesday 18th December ready to share with the class ☺.</p>					
<p>Drink</p> <p>Discover more places that the Vikings invaded in Britain using a computer and Google Maps. Can you write a five-point fact file about two of these places?</p> 	<p>Starter</p> <p>Whilst reading a book, keep a diary of how the character feels throughout. Do their feelings change? Why is this? How have they developed as a character?</p> 	<p>Main</p> <p>Create a social media profile for one of the Viking gods (choose one that we have not covered in class). Share where they come from, their key skills and what they represent. Don't forget to include a selfie!</p> 	<p>Dessert</p> <p>Vikings had to be fit and strong. Create an exercise regime and try it out with your family.</p> 	<p>Cheeseboard</p> <p>Viking sagas were stories told and retold down the ages by Norse people. Read or watch a Viking saga and then retell the saga through a song or poem. If you google BBC teach Viking sagas you will find lots to watch.</p> 	
<p>Write five Viking themed mathematical problems for your classmates to solve. Think about your wording to make it clear.</p> 	<p>Research Viking myths and try and write your own.</p> 	<p>Create a word search or a crossword based on a book you have enjoyed reading.</p> 	<p>Hnefatafl (sometimes referred to as Viking Chess) was a popular game in medieval Scandinavia and was mentioned in several of the Norse Sagas. You can try playing it here: www.homespunweb.co.uk/vikings Design and make your own Viking themed board game. You could use a modern board game for inspiration and adapt with a Viking theme.</p>  	<p>Can you find any levers or pulleys in the design of household objects? Look around your house and draw what you find.</p> 	
<p>One of our Beliefs and Promises is 'We are kind'. What does kindness mean to you? How can we help each other be kinder? Create a 'Kindness' poster. Be as creative as you like.</p> 	<p>What was it like to be a child in Viking times? Research everyday life for children and then write 'a day in the life' diary entry.</p> 	<p>Design and build your own Viking Helmet using recycled materials. Annotate your design and include notes on materials used and why you chose them.</p> 	<p>Fill a bath or bowl of water. Collect 5 objects from around the house. Test whether they float or sink and explain why. Take some photos too!</p> 	<p>Create a poster advertising a book you have enjoyed reading. Don't forget to explain why people should read this book.</p> 