

## Home Learning Spring 2 Year 3



**CHERRY TREE**  
PRIMARY SCHOOL

You can now access your Home Learning on Google Classroom! Log in using your school details and find the menu in your 'Classwork' tab. Click 'view instructions' and then 'Add or Create'. Then you can use Docs or Slides to present your work.

**Remember: Don't press 'Turn in' until you have completed ALL the pieces you'd like to do online.**

|   |  |  |
|---|--|--|
| <b>Theme: How creative were the Egyptians?</b><br>During this half term we will be investigating the world of Ancient Egypt. To understand this we will be travelling back in time to uncover the mysteries and creativity of these people who lived 5,000 years ago.<br>In Science we are investigating sustainability and caring for our environment.<br>English will reflect these fields of study through the book Weslandia, poetry and newspaper reports. |  |  |
| <b>As well as the homework menu, we expect children to complete other tasks throughout as below.</b>  |  |  |
| <b>Reading</b>  | Daily  | Please read at home daily. This could be a shared read with a member of your family, an opportunity for you to read to an adult in your family as well as time to quietly read and enjoy a good book on your own. Please record all reading in your reading record and bring this to the school daily. We expect this to be signed four times.   |
| <b>Maths</b>  | Daily  | In Year 3, children should practise the 3, 4 and 8 times tables up to 12 x 3, 4 and 8 and corresponding division facts (e.g. $24 \div 4 = 6$ ). You can use chanting, singing, copying out the tables or practise using online games and apps. They must complete 30 minutes on TTRS each week.<br><br>Fluency - <a href="https://www.topmarks.co.uk/">https://www.topmarks.co.uk/</a><br>Times tables - <a href="https://trockstars.com/">https://trockstars.com/</a><br>If you are looking for an extra challenge have a look at this NRICH challenge: <a href="https://nrich.maths.org/8958..">https://nrich.maths.org/8958..</a> |
| <b>Spelling</b>   | Daily  | Look at the spelling list and practise the spellings. Can you put these spellings into sentences? When reading look out for words with our spelling pattern and add them to the list. Use your home learning book to practise your spellings.  |
| <b>Handwriting</b>  | Whenever you're writing in your Home Learning book | Use your spelling homework to practise your best handwriting. Remember to use an appropriate writing utensil (e.g. sharp pencil or black biro pen).  |










# Home Learning Spring 2 Year 3



You can now access your Home Learning on Google Classroom! Log in using your school details and find the menu in your 'Classwork' tab. Click 'view instructions' and then 'Add or Create'. Then you can use Docs or Slides to present your work. **Remember: Don't press 'Turn in' until you have completed ALL the pieces you'd like to do online.**

## Theme Menu Year 3 Spring 2

| <b>Theme:</b><br>During this half term we will be investigating <b>How creative were the Egyptians?</b>  |   |   |   |  |
|--|---|---|---|--|
| Choose <b>one drink, starter, main, dessert</b> and <b>cheeseboard</b> activity to complete in your Home Learning Book. You have <b>six weeks</b> to finish your meal...I mean home learning! Please bring them back by <b>Wednesday 2<sup>nd</sup> April</b> ready to share with the class. |   |   |   |  |
| <b>Drink (Writing/ Reading)</b>  | <b>Starter (Science/ Maths)</b>   | <b>Main (Theme)</b>   | <b>Dessert (Arts)</b>   | <b>Cheeseboard (PSHE/PE)</b>   |
| <p>Write a review of your favourite book. Remember – don't give away the ending of the story in your review!</p>    | <p>Gather data about how people travel to school/work. Choose how you would like to represent your data (e.g. bar charts, pictograms). What do you notice about the data you have gathered? How is this affecting our planet?</p> | <p>Find at least three facts about Ancient Egypt. Choose how you would like to present your work.</p>    | <p>Design a campaign poster displaying the negative impact that we are having on our very own planet and how we can help.</p>  | <p>Make a healthy snack for you and your family. Bring photos of your tasty dish. Ask your family to be food critics and give feedback for you to share with the rest of your class.</p>               |
| <p>Write a poem about a desert adventure. Will your poem rhyme? Will it be a nonsense poem? Include similes and metaphors to add detail and humour to your own writing.</p>  | <p>Look at various objects either at home or on a walk. What 2D/3D shapes do you recognise? How do you know it's that shape? Record the features of the objects in your book. Choose how you would like to present it.</p>        | <p>The Nile was so important to life in Ancient Egypt. Make a poster showing details and information about the River Nile. This could be as it is today or as it was 5,000 years ago!</p>   | <p>Create your own cartouche with a message of your choice using hieroglyphics. Do you think you could write one of our school's values on your cartouche?</p>  | <p>Our Jigsaw topic is Healthy Me. Write about all the ways you could keep healthy. You could keep an exercise diary or make a poster showing all the ways that you stay healthy.</p>                  |
| <p>Write a speech about the effects of global warming. What message do you want to get across in it?</p>    | <p>Flowers are starting to grow. Go outside and study plants. Record what you discover about the plants you see.</p>                           | <p>Our book this term is Weslandia. Our hero creates his own civilisation. If you were to create a civilisation what would you include and why? Present in a format of your choice.</p>  | <p>You are a pharaoh of Egypt. Construct your own personal pyramid that represents you.</p>                                  | <p>Create a board game about Ancient Egypt. Write instructions for your game. Play it at home to check that your instructions are clear, and then bring it in to share with your friends in class.</p> |