

Home Learning Summer 1 Year 3



CHERRY TREE
PRIMARY SCHOOL

You can now access your Home Learning on Google Classroom! Log in using your school details and find the menu in your 'Classwork' tab. Click 'view instructions' and then 'Add or Create'. Then you can use Docs or Slides to present your work.

Remember: Don't press 'Turn in' until you have completed ALL the pieces you'd like to do online.

Theme: Could you live in a remote mountain range?

During this half term we will be investigating mountain ranges, with a particular focus on the Himalayas and Mount Everest. We will be exploring the physical geography of these places and looking at the features found within mountain ranges, as well as the human geography of the settlements around the Himalayas. We will also be exploring the story of Edmund Hillary and Sherpa Tenzing Norgay as they summited Mount Everest.

In our English lessons, we will be taking inspiration from the text 'Pugs of the Frozen North' by Phillip Reeve. We will be writing a range of character descriptions and letters, as well as writing our own kennings. Our Science topic this half term is Light so we will be exploring reflection, night and day and what happens in the absence of light.

As well as the homework menu, we expect children to complete other tasks throughout as below.

Reading	Daily	Please read at home daily. This could be a shared read with a member of your family, an opportunity for you to read to an adult in your family as well as time to quietly read and enjoy a good book on your own. Please record all reading in your reading record and bring this to the school daily. We expect this to be signed four times.
Maths	Daily	In Year 3, children should practise the 3, 4 and 8 times tables up to 12×3 , 4 and 8 and corresponding division facts (e.g. $24 \div 4 = 6$). You can use chanting, singing, copying out the tables or practise using online games and apps. They must complete 30 minutes on TTRS each week. Fluency - https://www.topmarks.co.uk/ Times tables - https://trockstars.com/ If you are looking for an extra challenge have a look at this NRICH challenge: https://nrich.maths.org/8958..
Spelling	Daily	Look at the spelling list and practise the spellings. Can you put these spellings into sentences? When reading look out for words with our spelling pattern and add them to the list. Use your home learning book to practise your spellings.
Handwriting	Whenever you're writing in your Home Learning book	Use your spelling homework to practise your best handwriting. Remember to use an appropriate writing utensil (e.g. sharp pencil or black biro pen).










Home Learning Summer 1 Year 3



You can now access your Home Learning on Google Classroom! Log in using your school details and find the menu in your 'Classwork' tab. Click 'view instructions' and then 'Add or Create'. Then you can use Docs or Slides to present your work. **Remember: Don't press 'Turn in' until you have completed ALL the pieces you'd like to do online.**

Theme Menu Year 3 Summer 1

Theme: During this half term we will be investigating Could you live in a remote mountain range?				
Choose one drink, starter, main, dessert and cheeseboard activity to complete in your Home Learning Book. You have six weeks to finish your meal...I mean home learning! Please bring them back by Wednesday 21st May ready to share with the class.				
Drink (Writing/ Reading)	Starter (Science/ Maths)	Main (Theme)	Dessert (Arts)	Cheeseboard (PSHE/PE)
Write a letter to a person living in Kathmandu, Nepal and tell them all about life in England. What might be different or similar about their life to yours?	Imagine you live in a world without day light. What would it be like to live a nocturnal life? Write about how you imagine this would be. You may want to sit outside at nighttime to immerse yourself in the world at night. (Ask an adult first!)	Draw and describe a creature that lives in the Himalayas. 	Create a piece of artwork inspired by the landscape of the Himalayas. How could you make it 3D to represent the mountain ranges? Take a photograph to share your masterpiece with the class.	Create a poster explaining how we can keep ourselves safe online. What can we do to help protect ourselves and look out for others? 
Write a poem about mountains. What will you include? Will it be a nonsense poem? How many types of snow could you include? Use similies and metaphors to add detail and humour to your writing.	Set up a weather investigation. Record the temperature, weather conditions, amount of rainfall etc. for at least a week. How does this compare to the temperatures in Kathmandu?	If you were going on an expedition to the frozen north what would you take? List your 10 most essential items and reasons for choosing them. 	We are thinking about how people live amongst mountain ranges. Design your own town that you would find in a mountain range. What would you need to include?	Write about a person who is really important in your life. Why are they important to you? What do you do together? How do your help and support each other?
Our book this term is 'Pugs of the Frozen North'. Write a story which includes a team of animals who work together to achieve a goal. 	Discover where you live! Why is our local area called Three Rivers? Make a poster explaining about the waterways in our local area. 	Create a fact file about a mountain explorer of your choice. You might want to choose someone from history or someone more modern. What important information do we need to know about them? 	You are a mountain explorer. Create an outfit that you would need to wear on all of your expeditions. 	If you were to create your own sports team, what would it be? Think of all the things you would need – a name, a logo, a kit, a team manager, players, a ground, etc. 