

# Home Learning Spring 1 Year 1



Theme: What is life like on a farm?		
As well as the homework menu on the next page, we expect children to complete other tasks throughout as below.		
<b>Reading</b>	Daily	Please read at home daily. This could be a shared read with a member of your family, an opportunity for you to read to an adult in your family as well as time to quietly read and enjoy a good book on your own. Share with your family the books we are reading in class and keep them up to date with events as they unfold!
<b>Maths</b>	Daily	In Year 1, children should practise number bonds to 10 (e.g. 3 + ? = 10) and to 20 (e.g. ? + 12 = 20). You can use chanting, singing, copying out facts or practise using online games and apps. We also learn to count in 2s, 5s and 10s so you could practise these too!  Fluency- <a href="https://www.topmarks.co.uk/maths-games/5-7-years/">https://www.topmarks.co.uk/maths-games/5-7-years/</a> NumBots- <a href="https://play.numbots.com/#/account/school-login/35341">https://play.numbots.com/#/account/school-login/35341</a> Times tables - <a href="https://play.trockstars.com/auth/school/student/35341">https://play.trockstars.com/auth/school/student/35341</a> If you are looking for an extra challenge have a look at these challenges: <a href="https://nrich.maths.org/8937">https://nrich.maths.org/8937</a>
<b>Phonics/ spelling</b>	Daily	Can you read or write any words with these phase 5 digraphs and trigraphs? Use your home learning book to practise writing words with these spellings. /ee/ <b>y</b> in funny, happy, baby      /j/ <b>g</b> in giant, gym      /oo/ <b>ui</b> in fruit, bruise, juice      /z/ <b>se</b> in cheese /e/ <b>ea</b> in head, read      /f/ <b>ph</b> in dolphin, phone      /u/ <b>o-e</b> in some, come, love      /s/ <b>se</b> in mouse /oa/ <b>ow</b> in snow, grow      /l/ <b>le</b> in apple, bottle      /u/ <b>o</b> in mother, money, honey      /s/ <b>ce</b> in fence /oa/ <b>oe</b> in toe, woe      /l/ <b>al</b> in metal, petal      /u/ <b>ou</b> in young,      /s/ <b>c</b> in ice /oa/ <b>ou</b> in shoulder, boulder      /v/ <b>ve</b> in give, have      /ee/ <b>ey</b> in donkey, trolley, /igh/ <b>y</b> in fly, by, my      /oo/ <b>ou</b> in soup, group
<b>Handwriting</b>	Daily	Practise your best handwriting whenever you are writing. Remember to use an appropriate writing utensil - pencils are better than pens in Year 1. <b>You could practise writing some of these tricky words:</b> we            me            be            was            you            they            of            he            she by            sure            pure            said            have            like            all            are            my so            do            some            come            love            were            there            little            one when            out            what            says            here            today            put            pull            full push            their            people            any            many            again            oh            you            ask our            house            mouse            water            want            where            could            would            should who            friend            work            whole            two            school            call            through            thought


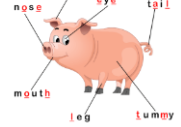








# Home Learning Spring 1 Year 1



**Theme Menu Year 1 Spring 1:** During this half term we will be investigating **What is life like on a farm?** In **Science** we will identify common animals and group them in different ways. In **Geography** we will use basic vocabulary to describe key features of a farm and where we find them. We will also practise our chronological skills in **History** to sequence a day in the life of a farmer. In **English** lessons our writing will be based on fiction and non-fiction texts about farms. We will look at portraits of animals in **Art** lessons. We will build our own tractors and explore mechanics in **D&T**. We will sing songs in **Music**, learn basic **Spanish** greetings and use the chrome books in **Computing**.

Choose **one drink, one starter, one main, one dessert** and **one cheeseboard** activity to complete in your Home Learning Book. You have **six weeks** to finish your meal...I mean home learning! So you could complete **one** each week. Please bring them back **by Wednesday 14<sup>th</sup> February** ready to share with the class.

Drink	Starter	Main	Dessert	Cheeseboard
<p>Pretend you are a farmer looking after the animals on a farm. Think about all the jobs you would do throughout a week.</p> <p><b>Write a diary</b> in the past? E.g. I <b>got</b> up early at 5am. I <b>milked</b> the cows first. I <b>cleaned</b> the stable. I <b>picked</b> up the eggs. On Monday I <b>went</b> to the field to check the sheep and gave them a haircut.</p> 	<p>Choose some animals that live on a farm. Find some photographs and closely observe what body parts they have and what they look like. Stick in or draw and label a picture of each animal. Do you know what each body part is used for?. E.g. <i>Pigs have a snout for smelling and digging in the soil.</i></p> 	<p>Explore different farm websites and look at the maps of the farm. Can you have a go at creating your own map of a farm. It can be of a farm you have visited or you can create your own farm. Think about what animals might live on your farm, if there are any buildings etc. Add a key to your map to show what all the symbols mean:</p> <p><a href="http://willowsactivityfarm.com">willowsactivityfarm.com</a> <a href="http://www.omdfarm.co.uk/">www.omdfarm.co.uk/</a></p> 	<p>In our DT lessons in school, we will make moving vehicles. What could you use to make a farm vehicle with wheels? Use card, junk modelling, lego or other construction materials to make a <b>SMALL</b> moving vehicle. (No bigger than 10cm x 10cm x 10cm please)</p> 	<p>In PSHE we are learning about setting goals and thinking of ways we can achieve them.</p>  <p>Think about a time when you achieved a big goal you set yourself, it might be riding a bike or tying your shoelaces. What did you do to achieve it and how did you feel? Write some sentences or draw some pictures to show your achievements.</p>
<p>So many famous stories are set in farms... the 3 little pigs, the billy goats gruff, the little red hen.</p> <p>Use a story you know well or make up your own farmyard adventure.</p> <p>E.g. The three little ducks who had to escape from the big bad fox.</p> <p>Remember to use full stops and capital letters.</p> <p>We can't wait to read your story!</p>	<p>Find some coins you have at home. Do you know the value of each coin? Which coin is worth the most? Can you draw the coins in order? Set up a pretend shop at home. Use coins to pay for each item. Take pictures or draw the coins in purses. Write out calculations e.g. <math>3p + 5p = 8p</math>. <math>10p - 5p = 5p</math> change.</p> 	<p>Research a farm animal using a book or computer. Write some factual sentences. Are they a mammal, reptile, amphibian, fish, insect or bird? What do they eat? Where do they sleep? Write in your homework book or make your own book. Use neat handwriting, finger spaces and make sure each letter is sitting on the line?</p> 	<p>Kate Simpson is an artist who lives on a farm. Her animal paintings are so detailed they look real! Have a look at some portraits on her website:</p> <p><a href="http://www.katesimpsonart.uk/">www.katesimpsonart.uk/</a></p> <p>Which paintings do you like best? Can you copy her style by sketching a farmyard animal? (Sheep, horse, pig, cow, duck, sheepdog)</p> 	<p>Saint-Saëns was a famous composer who was fascinated by animals. He created the "<b>Carnival of the Animals</b>" to play to his friends at a party. Listen to the music and write about the instruments you can hear, which animals did he create and how do you feel about the music? The music is available on most music platforms including youtube: <a href="http://www.youtube.com/watch?v=UmoZNL-LBKA">www.youtube.com/watch?v=UmoZNL-LBKA</a></p>