

Home Learning Spring 2 Year 1



Theme: Is nature creative?		
As well as the homework menu on the next page, we expect children to complete other tasks throughout as listed below.		
Reading	Daily – 5 minutes	This could be a shared read with a member of your family, an opportunity for you to read to an adult in your family or a time to quietly read and enjoy a good book on your own. You can read stories, fact books, letters, magazines, newspapers, recipes, instructions or online text on https://www.oxfordowl.co.uk Username: year1cts Password: cherry <i>Please remember to sign your child's reading record every time they read.</i>
Maths	Daily – 5 minutes	In Maths lessons this half term, we will learn about adding, subtracting and multiplication. Please try to do some counting or ordering practise every day (toys, stairs, fruit, chocolate buttons, houses you walk past... anything really!) If you have any Orchard Toy puzzles, these are really good and fun for the family. Please feel free to log onto a websites or apps such as: Fluency – https://www.topmarks.co.uk/maths-games/5-7-years/ NumBots – https://play.numbots.com/#/account/school-login/35341 Times tables – https://play.trockstars.com/auth/school/student/35341 ICTgames – https://ictgames.com/mobilePage/index.html
Phonics/ spelling	Daily – 5 minutes	Can you read or write any words with these phase 5 digraphs and trigraphs? What about these new Tricky words: once, laugh, because, eye? Use your home learning book to practise writing words with these spellings: /ur/ or word /or/ a water /s/ st sc whistle science /oo/ u oul awful could schwa in longer words: different /c/ ch school /air/ are share /o/ a want /sh/ ch chef /or/ au aur oor al author dinosaur floor walk /air/ ear ere bear there /z/ ze freeze /ch/ tch ture match adventure /ur/ ear learn schwa at the end of words: actor /ar/ al a half father /r/ wr wrist
Handwriting	Daily – 5 minutes	Practise your best handwriting whenever you are writing. Remember to use an appropriate writing utensil (pencils are better than pens in Year 1). Can you write every letter of the alphabet neatly and on the line? Do you know the capital and little letters? Can you write them in something messy? (shaving foam, sand, paint). Challenge: Can you write a sentence about your day at school, something you have discovered at home, a letter to a book character, a shopping list...











Home Learning Spring 2 Year 1



Theme Menu Year 1 Spring 2: During this half term we will be investigating **Is nature creative?** We will be learning about famous artists who are inspired by nature in **Art** lessons. We will look at artists who use printing techniques to create patterns to reflect nature. In **Science** we will develop an understanding of common plants and flowers and how they change over the year. In **English** lessons our writing will be based on stories and poems about nature and growing plants. In **Forest School** we will practise our forest school skills and learn about the festival of Easter in **RE**. We will listen to “What a wonderful world” by Louis Armstrong in **Music** and learn the colours in **Spanish**. We will continue practising to log into the Chromebooks in **Computing**.

Choose **one drink, one starter, one main, one dessert** and **one cheeseboard** activity to complete in your Home Learning Book. You have **five weeks** to finish your meal...I mean home learning! Please bring them back **by Wednesday 27th March** ready to share with the class.

Drink	Starter	Main	Dessert	Cheeseboard
<p>We will be learning about the Ukrainian folk tale “The Enormous turnip”. You can find a copy of the story online or at the library: www.ebooks4ukrkids.org/the-enormous-turnip/ or www.youtube.com/watch?v=YTLcexj0ECc. Choose a different vegetable and characters and write your own version of the story E.g. the gigantic carrot. Use full stops and capital letters.</p>  <p>Challenge: Use adjectives.</p>	<p>Do you know how to count in 2s, 5s and 10s? In Maths this term we will be learning to count in 2's, 5's and 10's. Can you write down any of these times tables? Up to 12 will be enough! $1 \times 2 = ?$ $2 \times 5 = ?$ $3 \times 10 = ?$</p>  <p>You can use TTRockstars or another maths app to help you!</p>	<p>In class we will learn about different printing techniques inspired by nature. E.g. stencil, stamp, block printing.</p>  <p>Can you use a leaf or flower as a tool to print? Can you make a vegetable printing tool (like a potato) by cutting a shape into it? (Adult help needed) Experiment with colours and shapes- we would love to see the designs you make.</p>	<p>Can you design an edible garden? If you could have your own allotment, vegetable patch or edible garden, what would you grow? Root vegetables need to grow in moist soil, fruit trees will need a sunny spot and space to grow bigger. Tomatoes and peppers can be grown in pots. Create an aerial view of your garden using A4 sized paper or a small shoe box.</p> <p>kidsinthegarden.co.uk/planning-a-vegetable-plot-or-raised-vegetable-bed-for-you-and-your-children/</p> 	<p>Can I write a poem or song? What do you like about nature? Listen to “What a wonderful world” www.youtube.com/watch?v=rBrd3VMC3c by Louis Armstrong. Louis likes green trees, red roses, white clouds and blue skies. Start each line with “I can see....” and finish the poem with “What a wonderful world!”. Can you use adjectives (colour, size, shape) to describe each thing? Your poem or song does not need to rhyme. Just have fun being creative!</p> 
<p>Find an interesting way to cook vegetables (soup, chips, stir fry...) Help an adult make a meal and then write instructions explaining how you cooked the vegetables.</p>  <p>Challenge: Use time words to put your instructions in order (first, next, then, after that).</p>	<p>Plant a seed and watch it grow. Keep a diary about your plant and draw or write when you see any changes. You might want to record height change over time. You may want to take photographs or draw pictures of your plant at the different stages of its growth.</p>  <p>You could even bring your plant in to show us!</p>	<p>Have you ever heard of William Morris? Find out some facts about this Victorian artist and printer. Can you find any of his art work? What do you like best? Which designs would you prefer as wallpaper and why?</p> <p>www.kiddle.co/kids.kiddle.co/William_Morris Can you draw a wallpaper design in his style? Write some facts about him.</p>	<p>Which plants and trees can you identify on a wonder walk? Can you see any familiar plants, flowers or trees? Use a nature spotter, app or book to help you identify each plant. Can you draw any pictures of what you find? Search ‘Woodland Trust – how to identify trees’ on Google to help.</p> <p>Can you make a pattern from the trees and plants you find?</p> 	<p>Healthy me! In PSHE we are learning about ways of keeping healthy. It is important to eat healthy food, exercise lots and wash your hands, face and body. We should brush our teeth and look after our hair too. Medicine is useful if you are poorly. Make a poster explaining all the ways you know how to be healthy.</p> 