

Home Learning Spring 2 Year 2



CHERRY TREE
PRIMARY SCHOOL

Theme: How does nature inspire authors and artists?

In Theme, we are looking at what fairy tales are and why they have been historically influential. We will be exploring rewrites and focussing on how artists and illustrators express themselves through different styles, which will link to our history and geography focus of learning about where an artist is from and what it was like when they were alive.

In PSHE, we are learning about healthy habits.

In Science, we are learning about how plants grow.

In Reading we will be exploring the book The No1 Car Spotter.

As well as the homework menu, we expect children to complete other tasks throughout as below.

Reading	Daily	Please read at home daily. This could be a shared read with a member of your family, an opportunity for you to read to an adult in your family as well as time to quietly read and enjoy a good book on your own. Share with your family the books we are reading in class and keep them up to date with events as they unfold!
Maths	Daily	In Year 2, children should practise the 2, 5 and 10 times tables up to 12×2 , 5 and 10 and corresponding division facts (e.g. $50 \div 10 = 5$) You can use chanting, singing, copying out facts or practise using online games and apps. Fluency- https://www.topmarks.co.uk/ NumBots- https://play.numbots.com/#/account/school-login/35341 Times tables - https://play.trockstars.com/auth/school/student/35341 If you are looking for an extra challenge have a look at this NRICH challenge: https://nrich.maths.org/8958..
Spelling	Daily	Look at the spelling list and practise the spellings. Can you put these spellings into sentences? When reading look out for words with our spelling pattern and add them to the list. Use your home learning book to practise your spellings.
Handwriting	Whenever you're writing in your Home Learning book	Use your spelling homework to practise your best handwriting. Remember to use an appropriate writing utensil.

















Theme Menu Year 2 Spring 2

Theme:

During this half term we will be investigating **How does nature inspire authors and artists?**

Choose **one drink, starter, main, dessert** and **cheeseboard** activity to complete in your Home Learning Book. You have **five weeks** to finish your meal...I mean home learning! Please bring them back by **Wednesday 27th March** ready to share with the class.

Drink (Writing/ Reading)	Starter (Science/ Maths)	Main (Theme)	Dessert (Arts)	Cheeseboard (PSHE/PE)
<p>Write some vocabulary words linked to fairy tales, nature and art. Disguise these in a wordsearch or write some clues or definitions for a crossword.</p> 	<p>In Science, we are learning about seeds and bulbs. Plant your own at home and look after it. Record what you have planted and when. Keep note of how much water you give it, and you could measure its height. You could take photos or draw pictures of the changes.</p> 	<p>Like the artist Andy Goldsworthy, collect as many natural objects as you can and use patterns and colour to turn them into an artwork.</p> 	<p>Go on a walk outside and collect some items from the ground. Use double sided tape/glue to stick the things you have found onto the picture, to design your own elf. Don't forget to find a matching pair of petals or leaves or feathers for wings!</p> 	<p>Design a healthy snack you could make for your family. Write down instructions on With the help of an adult make the healthy snack for your family. Take a photograph to stick into your books.</p> 
<p>Go on a walk in the garden or through the park. Write your own fairy tale inspired by the nature around you. Who will be your main character? What adventure will they go on? What will be the problem? How will they solve it?</p> 	<p>Write a nature experience journal. Go for a walk or spend some time in a nature. Take notice of everything you can see, hear, feel and touch. Can you identify any plants or trees on your walk?</p> 	<p>Research a famous artist and write a biography. Use facts about the artist like where they were born, their education and what inspires them. Try to see if you can use different punctuation (commas to list, full stops, exclamation marks for exciting sentences and question marks for 'did you know' facts)</p>	<p>Redesign a fairy tale Cover Choose your favourite fairy tale and look at the cover. Explore different artists for inspiration and redesign the cover in the style of another artist / illustrator.</p> 	<p>In PSHE, we are learning about ways to keep ourselves healthy. Think about ways you keep yourselves healthy, for example the food you might eat, exercise, sleep etc. Create a leaflet about how and why we keep ourselves healthy.</p> 
<p>In class, we are reading books about nature and fairy tales. Go to the Library to find stories about nature/ fairy tales or books with eye catching illustrations. Write a book review telling us about which book you read and what you enjoyed.</p> 	<p>Draw and label the different parts of a flowering plant including the stem, petals, leaves, pollen etc.</p> 	<p>In Geography we will be exploring maps. Draw a map of your journey to school or another familiar place. Remember to include the names of buildings you pass and include green areas.</p> 	<p>Sketch or draw a picture of a tree or flowering plant that grows near you. Think carefully about which colours or shading you might need to use.</p> 	<p>Our value this half term is Independence. Can you complete a task at home independently to help out e.g. make your bed, tidy an area, fold some clothes. Check with an adult before you start and record which task you did.</p> 

Theme Menu Year 2 Spring 2