



**Theme: Where are we in place and time?**














During this half term we will be investigating **Who invited the Vikings?** In Science we will be studying **Forces**.

**This home learning sheet will be sent home each half term with various 'menu' activities for you to work through and some daily tasks too (listed below).  
Spellings will be sent home fortnightly to ensure you have the challenges you need to become a super speller!**

<b>Reading</b>	Please read at home daily. This could be a shared read with a member of your family, an opportunity for you to read to an adult in your family as well as time to quietly read and enjoy a good book on your own. You must get your reading record signed by an adult four times a week.
<b>Maths – 25 mins (weekly)</b>	Please use these websites to support what we have been learning in class and to practise key skills such as times tables. <a href="http://www.purplemash.com">www.purplemash.com</a> , <a href="http://www.trockstars.com">www.trockstars.com</a> If you are looking for an extra challenge have a look at this site: <a href="https://nrich.maths.org">https://nrich.maths.org</a>
<b>Spellings</b>	Spellings are sent home on a one week basis. In the first week, practise the spellings you have been taught in school and put these into sentences. In the second week, you will be given 10 new spelling words to learn. You will have a spelling test every week.
<b>Keeping connected</b>	We will be sharing the amazing things we do in school on Twitter. Pine: <b>@MissMcCTS</b> Fir: <b>@MissByrneCTS</b> We love to celebrate work and kindness with a note to parents on Marvellous Me. If you have not already downloaded Marvellous Me then please do and check your notification settings. If you are not sure of your log in details, then just ask and we can help. Go to <a href="https://marvellousme.com/">https://marvellousme.com/</a>



# Home Learning Autumn 2 Year 5

Choose <b>one drink</b> , <b>starter</b> , <b>main</b> , <b>dessert</b> and <b>cheeseboard</b> activity to complete in your Home Learning Book. Bring your amazing work back by <b>Wednesday 13th</b> December ready to share with the class 😊.				
Drink	Starter	Main	Dessert	Cheeseboard
<p>Discover more places that the Vikings invaded in Britain using a computer and Google Maps. Can you write a five-point fact file about two of these places?</p> 	<p>Whilst reading a book, keep a diary of how the character feels throughout. Do their feelings change? Why is this? How have they developed as a character?</p> 	<p>Create a social media profile for one of the Viking gods (choose one that we have not covered in class). Share where they come from, their key skills and what they represent. Don't forget to include a selfie!</p> 	<p>Vikings had to be fit and strong. Create an exercise regime and try it out with your family.</p> 	<p>Viking sagas were stories told and retold down the ages by Norse people. Read or watch a Viking saga and then retell the saga through a song or poem. If you google BBC teach Viking sagas you will find lots to watch.</p> 
<p>Write five Viking themed mathematical problems for your classmates to solve. Think about your wording to make it clear.</p> 	<p>Research Viking myths and try and write your own.</p> 	<p>Create a word search or a crossword based on a book you have enjoyed reading.</p> 	<p>Hnefatafl (sometimes referred to as Viking Chess) was a popular game in medieval Scandinavia and was mentioned in several of the Norse Sagas. You can try playing it here: <a href="http://www.homespunweb.co.uk/vikings">www.homespunweb.co.uk/vikings</a> Design and make your own Viking themed board game. You could use a modern board game for inspiration and adapt with a Viking theme.</p>	<p>Can you find any levers or pulleys in the design of household objects? Look around your house and draw what you find.</p> 
<p>One of our Bellets and Promises is 'We are kind'. What does kindness mean to you? How can we help each other be kinder? Create a 'Kindness' poster. Be as creative as you like.</p> 	<p>What was it like to be a child in Viking times? Research everyday life for children and then write 'a day in the life' diary entry.</p> 	<p>Design and build your own Viking Helmet using recycled materials. Annotate your design and include notes on materials used and why you chose them.</p> 	<p>Fill a bath or bowl of water. Collect 5 objects from around the house. Test whether they float or sink and explain why. Take some photos too!</p> 	<p>Create a poster advertising a book you have enjoyed reading. Don't forget to explain why people should read this book.</p> 