

















Theme: How are the Earth, sun and moon linked?

During this half term we will be investigating the links between the Earth, sun and moon and its history. In Science we will be studying **Space** more broadly.

**This home learning sheet will be sent home each half term with various 'menu' activities for you to work through and some daily tasks too (listed below).
Spellings will be sent home weekly to ensure you have the challenges you need to become a super speller!**

Reading	Please read at home daily. This could be a shared read with a member of your family, an opportunity for you to read to an adult in your family as well as time to quietly read and enjoy a good book on your own. You must get your reading record signed by an adult four times a week.
Maths – 25 mins (weekly)	Please use these websites to support what we have been learning in class and to practise key skills such as times tables. www.purplemash.com , www.trockstars.com If you are looking for an extra challenge have a look at this site: https://nrich.maths.org
Spellings	Spellings are sent home on a weekly basis. In the first week, you will be given 10 spelling to fit a spelling pattern we will be focusing on that week. In the second week, you will be given 10 common exception/ high frequency words. Each week you will need to practise and put these 10 spellings in sentences.
Keeping connected	We will be sharing the amazing things we do in school on Twitter. Pine: @MissMcCCTS Fir: @MissByrneCTS We love to celebrate work and kindness with a note to parents on Marvellous Me. If you have not already downloaded Marvellous Me then please do and check your notification settings. If you are not sure of your log in details, then just ask and we can help. Go to https://marvellousme.com/



<p>Choose one drink, starter, main, dessert and cheeseboard activity to complete in your Home Learning Book. Bring your amazing work back by Wednesday 7th February ready to share with the class 😊.</p>					
<p>Drink</p> <p>Imagine you are going on a spaceship and can only take 10 things with you. What will you take and why? Either write or draw them in your suitcase.</p> 	<p>Starter</p> <p>Write a book review about a book you have enjoyed reading this term.</p> 	<p>Main</p> <p>Create a 3D model of one (or more) of the planets in our solar system.</p> 	<p>Dessert</p> <p>Keep a moon diary for this term. Record the shape of the moon each night.</p> 	<p>Cheeseboard</p> <p>Research and create a fact file based on one of the planets in our solar system.</p> 	
<p>Write and create a storyboard about life in outer space.</p> 	<p>Write a biography about Neil Armstrong or another famous space explorer. Remember to include the key features of a biography that we have learned in class.</p> 	<p>Create a word search or a crossword based on Space.</p> 	<p>Design and create a board game that will help others learn or practice fractions.</p> 	<p>Create a 'role on the wall' for your favourite book character.</p> 	
<p>Design and produce a persuasive advert for a holiday on the Moon.</p> 	<p>Interview someone who was alive during the moon landings in 1969. What do they remember? Write down your questions and their responses.</p> 	<p>Write a short paragraph describing what the world means to you. What makes life on Earth meaningful?</p> 	<p>Create a 2D or 3D model of a rocket. Take a picture and explain what a rocket does.</p> 	<p>Imagine you are a space explorer. Write a story or diary entry about your 'trip to space'. Where did you go? How did you travel there? What did you see on your journey?</p> 