

Home Learning Autumn 2 Year 2



CHERRY TREE
PRIMARY SCHOOL

Theme: How do living things survive in their habitat?

During this half term, we will be learning about how different animals survive in their habitats. We will be exploring the different climate zones, the different types of habitats in the local area and across the world as well as exploring how animals have adapted to these environments.

In Science, we are looking at materials and how different materials can be changed by squashing, bending, stretching and twisting.

In English this term our book is 'Flower' by Alexis Deacon which we will be using to write instructions. We will also be exploring Esio Trot in Reading.

As well as the homework menu, we expect children to complete other tasks throughout as below.

Reading	Daily	Please read at home daily. This could be a shared read with a member of your family, an opportunity for you to read to an adult in your family as well as time to quietly read and enjoy a good book on your own. Share with your family the books we are reading in class and keep them up to date with events as they unfold!
Maths	Daily	In Year 2, children should practise the 2, 5 and 10 times tables up to 12×2 , 5 and 10 and corresponding division facts (e.g. $50 \div 10 = 5$) You can use chanting, singing, copying out facts or practise using online games and apps. Fluency- https://www.topmarks.co.uk/ NumBots- https://play.numbots.com/#/account/school-login/35341 Times tables - https://play.trockstars.com/auth/school/student/35341 If you are looking for an extra challenge have a look at this NRICH challenge: https://nrich.maths.org/8958..
Spelling	Daily	Look at the spelling list and practise the spellings. Can you put these spellings into sentences? When reading look out for words with our spelling pattern and add them to the list. Use your home learning book to practise your spellings.
Handwriting	Whenever you're writing in your Home Learning book	Use your spelling homework to practise your best handwriting. Remember to use an appropriate writing utensil.













Theme Menu Year 2 Spring 1

Theme:

During this half term we will be investigating **How do living things survive in their habitat??**

Choose **one drink, starter, main, dessert** and **cheeseboard** activity to complete in your Home Learning Book. You have **six weeks** to finish your meal...I mean home learning! Please bring them back by **Wednesday 14th February** ready to share with the class.

Drink (Writing/ Reading)	Starter (Science/ Maths)	Main (Theme)	Dessert (Arts)	Cheeseboard (PSHE/PE)
<p>Write a set of instructions for taking care of a living thing. This could be a plant or animal. What steps do you need to take to make sure it is cared for?</p> 	<p>Create a tally chart to show how many different colours of car you can see around where you live e.g. down your street.</p> 	<p>Lots of animals migrate over the year to help them survive. Research an animal that migrates to another place during the year. Write down the name of the animals and where it migrates and why. Include a picture of this animal.</p> 	<p>Draw a picture of a habitat or use materials to create a 3D habitat e.g. inside an old shoe or cereal box, use building bricks etc. Remember to include the animals that live there. You could choose a place like the rainforest, desert, polar regions or a more local environment like the woods.</p>	<p>This half term we are focusing on dreams and goals. Draw a picture of one of your goals e.g. learn a new skill, reach a new level in a club, improve your best score in a sport, learn how to join handwriting etc. Write what you will do to help you achieve this.</p>
<p>Write a poem about your favourite animal. You could write an acrostic poem (like this picture below) or you could make your poem rhyme.</p> 	<p>Design a game to help children practise their 2, 5 or 10 times table.</p> 	<p>Select a habitat like a desert, rainforest, savannah, Antarctica. Find out which animals live in this place and create a list.</p> 	<p>Design a small habitat for mini-beasts. What features would it have? What materials would be best? Which insects will it be suitable for?</p> 	<p>Practise your throwing and catching skills! Using a soft ball or beanbag how many times can you throw and catch the object in the air? Can you clap in between throws? How many times? Keep practising every day. Can you improve your score each week? Keep a record of your score.</p>
<p>Take a trip to a library. Which books can you find about animals? Can you find any non-fiction books about habitats?</p> 	<p>Design and illustrate an animal food chain. Remember to include your arrows.</p> 	<p>Choose an animal that lives in the desert. Write ten facts that you can find about this animal.</p> 	<p>Create your own song about the continents and the oceans to help us remember them. Write your lyrics or practise to give a performance in our sharing time at the end of the half term.</p>	<p>Our value this half term is Collaboration (working together). Design a poster to show the different ways we collaborate every day at school.</p>