



My Home Learning Journal

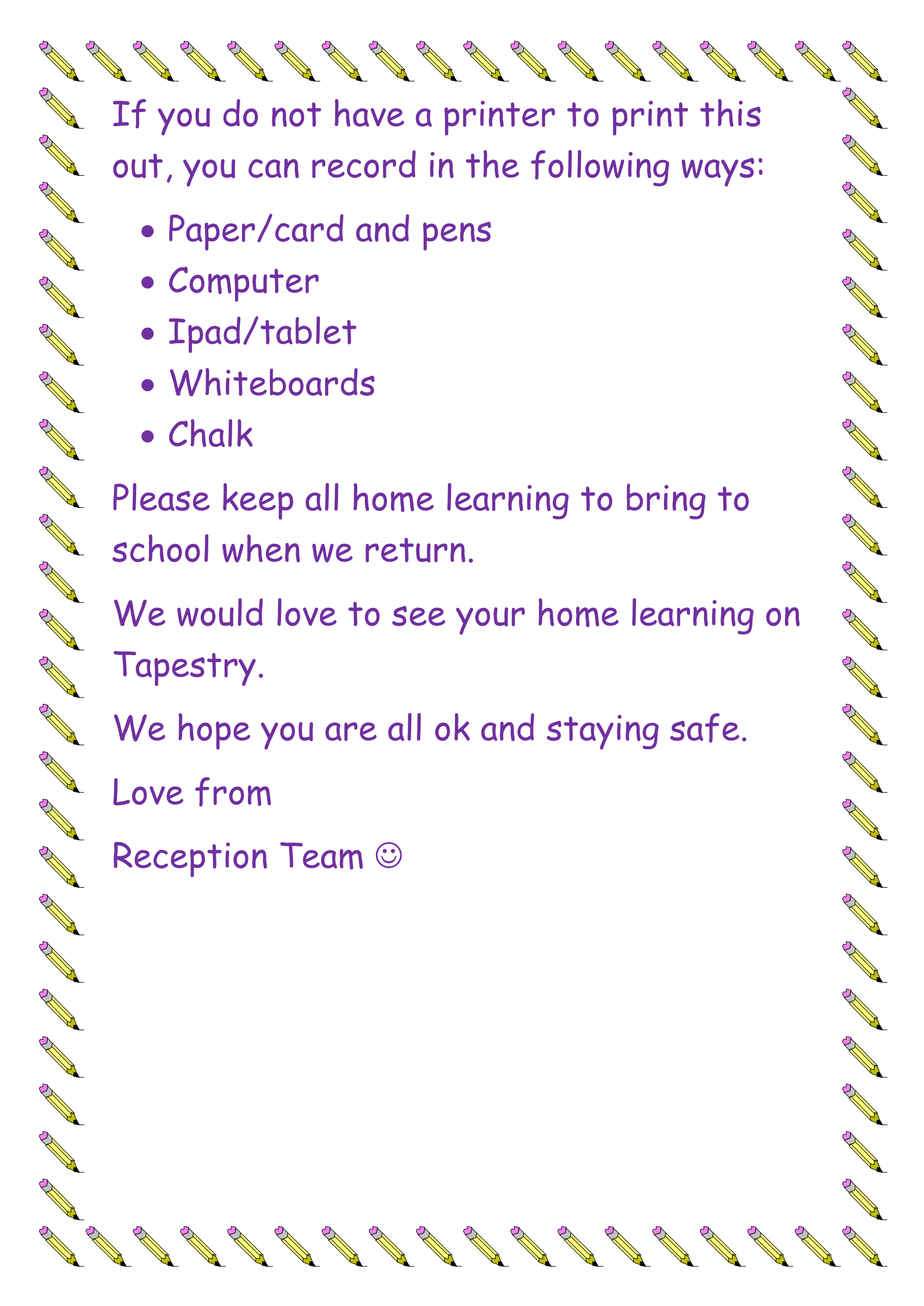
Week Beginning: 29th June

By

(Draw a picture of a character from the story of 'The Gingerbread Man')

Websites to use at home

- www.phonicsplay.co.uk (use the free phonics play and use phase and 3 games depending on their phonic group)
- <https://www.topmarks.co.uk/learning-to-count/gingerbread-man-game> (matching, counting, ordering)
- <https://www.ictgames.com/mobilePage/hfwBingo/index.html> (high frequency word bingo reading phase 3 or phase 3 words)
- <https://www.ictgames.com/mobilePage/bingoOriginal/index.html> (bingo phase 3 and phase 3)
- <https://www.ictgames.com/mobilePage/viking/index.html> (spelling words)
- <https://www.ictgames.com/mobilePage/countingCaterpillar/index.html> (ordering numbers)
- <https://www.ictgames.com/mobilePage/hundredHunt/> (hundred hunt)
- <https://www.primarygames.co.uk/pg2/splat/splatsq100.html> (splat the 100)
- <https://www.topmarks.co.uk/maths-games/3-5-years/counting> (counting, ordering/sequencing/shape games)
- <http://www.pobble365.com/> (talk about the picture of the day)
- www.twinkl.co.uk (resources you can download)
- <https://www.teachyourmonstertoread.com/> (phonics and reading game)
- <https://uk.ixl.com/> (all areas of learning)
<https://www.phonicsplay.co.uk/> (phonics)
Username: march20 password: home
- https://www.oxfordowl.co.uk/for-home/find-a-book/library-page/?view=image&query=&type=book&age_group=Age+4-5&level=&level_select=&book_type=&series=# (ebooks)



If you do not have a printer to print this out, you can record in the following ways:

- Paper/card and pens
- Computer
- Ipad/tablet
- Whiteboards
- Chalk

Please keep all home learning to bring to school when we return.

We would love to see your home learning on Tapestry.

We hope you are all ok and staying safe.

Love from

Reception Team 😊

Day One

The Gingerbread Man

Listen to the story of The Gingerbread Man or read the book if you have a copy of it. Once you have listened to the story can you write a sentence about your favourite part?



<https://www.youtube.com/watch?v=pckuS--UIV4>

Learning Objective: Maths - Time

We have been learning about time and o'clock over the past term.
Today we are going to play a game of - What is the time Mr Wolf?

You could make a pretend clock to play this game.

1. Child goes to one end of the room/garden and the adult at the other end.
2. Adult says "What is the time Mr Wolf?"
3. Child responds with a time e.g. 7 o'clock.
4. Adult then moves forwards 7 steps.
5. Repeat for a different time until adult reaches child and child says dinner time.
6. Change over to take on different roles.

What's the Time Mr Wolf?



Day Two

Learning Objective: Story Characters

Read or watch the story of The Gingerbread Man again. Can you write a list of the characters. Remember to use your phonics to help you spell the characters. Remember when writing a list, we start a new line each time we name a new character.



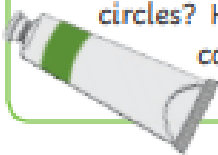
Learning Objective: Maths - Pattern

Can you have a go at these challenges:

Collect 5 pebbles and 5 leaves from outside. Make a pattern that goes, 'pebble, leaf, pebble, leaf'. Can you complete it? You could paint the pebbles different colours and make patterns with the colours.



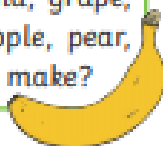
Choose 2 different colours of paint and make stripes across the paper in the 2 colours. Remember to change colour each time to make it a repeating pattern. Can you use the paint to make patterns with spots or circles? How many different patterns can you make with 3 colours of paint?



Choose 2 of your favourite-coloured pens. Draw a circle with one colour and a triangle with another, then another circle with the same first colour and another triangle with the same second colour. Continue the pattern. Can you make a pattern with the 2 the same, then another 2 the same, e.g. 'red, red, blue, blue'?



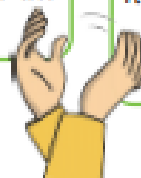
Can you make a pattern with the fruit from the fruit bowl, or the biscuits in the biscuit tin? Try this one: 'banana, banana, grape, grape' or 'apple, pear, orange, apple, pear, orange'. How many more can you make?



Use the Internet or books to look at patterns on animals. Look at tigers, zebras, snakes, giraffes and cheetahs. What other animals can you find with patterns? Can you draw any of the patterns?



Ask a friend to clap a repeating pattern for you to copy. Repeat it back to them. Then, you clap a repeating pattern and see if they can repeat it. Try this with some other body percussion, including tapping on your legs, knees, shoulders and head. You could tap your hands, knees, head, phands, knees, head.



Challenge - To complete the pattern work on

<https://www.topmarks.co.uk/ordering-and-sequencing/shape-patterns>

Day Three

Learning Objective: Making and writing

Can you create your own Gingerbread Man. What will you use to make it, paper, card, tissue paper, newspaper, stick and leaves? When you have finished, can you write some words or a sentence to describe what your Gingerbread Man looks like.



Learning Objective: Maths - Position


Introduce the word preposition.

Use these words today: on top, above, underneath, below, behind, in front, to the side, to the right, to the left, next to.

Today you will need a large cup and a small toy.

You will take it in turns to be the teacher. Adult says, place your toy on top of the cup. Child to place toy on top of the cup. Then swap over and adult to become the child.


Repeat for different positions using the vocabulary listed above.



Day Four

Learning Objective: Writing - Gingerbread Man

Read or watch the story of The Gingerbread Man again. Can you retell the story to your adult? Now can you write the story? You could write the story out here or you could create your own The Gingerbread Man book. Remember to start every sentence with a capital letter and use finger spaces and full stops.

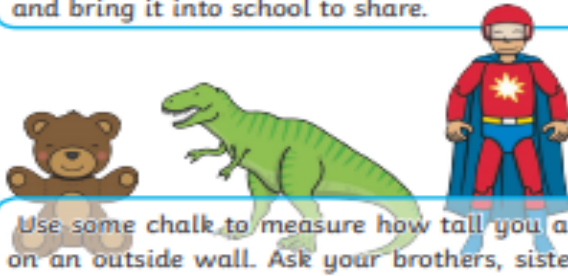


Learning Objective: Maths - Size

Can you have a go at these challenges

Home Learning Challenges

Collect some sticks from outside. Can you put them in order from the shortest to the longest? Can you find something longer than the longest stick? Can you find something shorter than the shortest stick? Take a picture and bring it into school to share.



Use some chalk to measure how tall you are on an outside wall. Ask your brothers, sisters, friends or parents to measure how tall they are too. Who is the tallest? Who is the shortest? Is anyone the same height as somebody else?

Find 6 of your favourite toy figures, e.g. a plastic doll, a superhero, a bear, a toy dog, a dinosaur and plastic troll, trying to make sure they are all different sizes. Stand them up and put them in order from the shortest to the tallest. Is the biggest one in the line up the biggest toy you own? How big is the biggest toy you own? What could you use to measure it?

Ask a friend or sibling if you can measure how tall they are. Ask them to lie on the floor and measure them using objects. What do you think would work best? You could try DVDs or shoes of the same size. Ensure that whatever you use to measure them with, are the same size.



Ask an adult if you can use some different-sized plates and bowls. Can you find big and small plates? Can you find big and small bowls? What can fit in the different-sized bowls and on the different-sized plates? Test using some of your toys, some food or collecting other objects and seeing how many fit.

Use building bricks to measure some of your toys. How many bricks high are they? Can you make a tower of 10 bricks? How tall can you make a tower before it falls over? Count each brick as you add it on.

Day Five

Theme and Maths


Today is a cooking day (please don't go out to buy the ingredients if you haven't got them. You could look in a cooking book or online for the recipe to help you).

This week we have been looking at the story *The Gingerbread Man*.

1. Write a list of ingredients needed to make a Gingerbread Man. Remember when writing a list, we start a new line with every new object.
2. Weigh out the different ingredients needed to make the Gingerbread Man. What numbers can you see?
3. Write some instructions on how to make a Gingerbread Man.
4. If you have the ingredients can you make the Gingerbread Man. Remember to be careful when cooking as it can be hot!
5. Eat it! What does it taste like? What does it look like? Remember to add pictures onto Tapestry so we can see your amazing cooking skills.



Here is a sound mat to help you.



Letter formation - have a look at how the letters are sitting on the line, do your letters match?

Aa Bb Cc Dd

Ee Ff Gg Hh Ii

Jj Kk Ll Mm

Nn Oo Pp Qq

Rr Ss Tt Uu Vv

Ww Xx Yy Zz