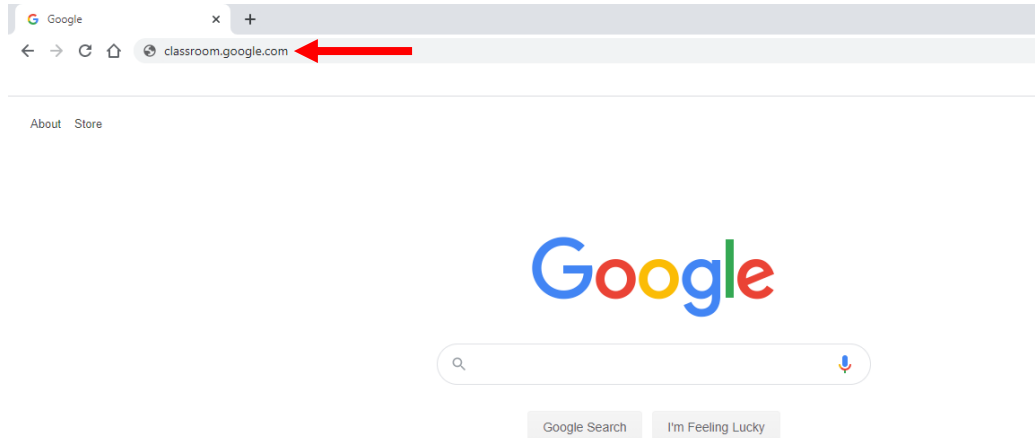


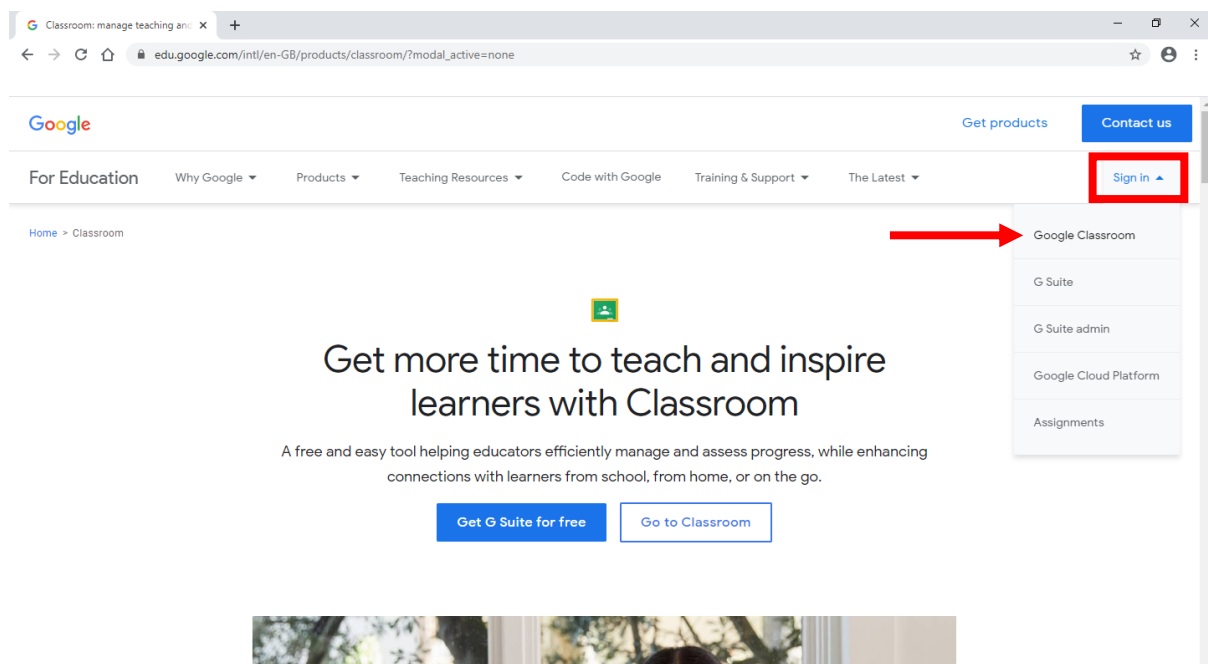
Google Classroom Student Guide

To access Google Classroom enter the following URL into a Google Chrome browser:

classroom.google.com




The following webpage will open, from the left hand side click Sign In then from the drop down menu select Google Classroom.





Enter your username provided by your teacher ending in @cherrytree.herts.sch.uk then click next.


Sign in
Use your Google Account


Email or phone

[Forgot email?](#)

Not your computer? Use Guest mode to sign in privately.
[Learn more](#)

[Create account](#)

Enter your password and click next.



Welcome

Enter your password

Show password

[Forgot password?](#)

When you login for the first time you will need to accept the terms outlined.



Welcome to your new account

Welcome to your new account: [@bernardsheathjnr.herts.sch.uk](#). Your account is compatible with many [Google services](#), but your [bernardsheathjnr.herts.sch.uk](#) administrator decides which services you may access using your account. For tips about using your new account, visit the [Google Help Center](#).

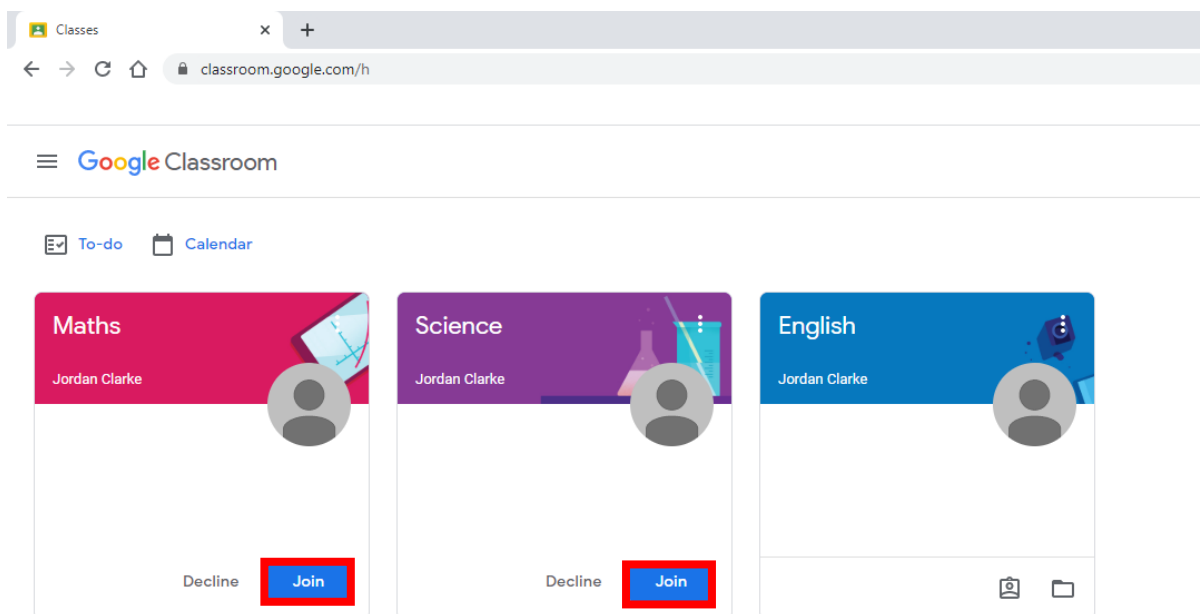
When you use Google services, your domain administrator will have access to your [@bernardsheathjnr.herts.sch.uk](#) account information, including any data you store with this account in Google services. You can learn more [here](#), or by consulting your organization's privacy policy, if one exists. You can choose to maintain a separate account for your personal use of any Google services, including email. If you have multiple Google accounts, you can [manage which account you use](#) with Google services and [switch between them](#) whenever you choose. Your username and profile picture can help you ensure that you're using the intended account.

If your organization provides you access to the G Suite [core services](#), your use of those services is governed by your organization's G Suite agreement. Any other Google services your administrator enables ("Additional Services") are available to you under the [Google Terms of Service](#) and the [Google Privacy Policy](#). Certain Additional Services may also have [service-specific terms](#). Your use of any services your administrator allows you to access constitutes acceptance of applicable service-specific terms.

Click "Accept" below to indicate that you understand this description of how your [@bernardsheathjnr.herts.sch.uk](#) account works and agree to the [Google Terms of Service](#) and the [Google Privacy Policy](#).

[Accept](#)

You will now be on the Google Classroom dashboard, click the join button highlighted below to join your classes. To enter a class simply click the associated tile.



The screenshot shows a web browser window with the address bar displaying 'classroom.google.com/h'. The page title is 'Google Classroom'. Below the title, there are navigation icons for 'To-do' and 'Calendar'. The main content area displays three class tiles for 'Maths', 'Science', and 'English', each created by 'Jordan Clarke'. Each tile has a 'Decline' button and a 'Join' button. The 'Join' buttons are highlighted with a red rectangular box.