

My Home Learning Journal

Week 13 - 6th July

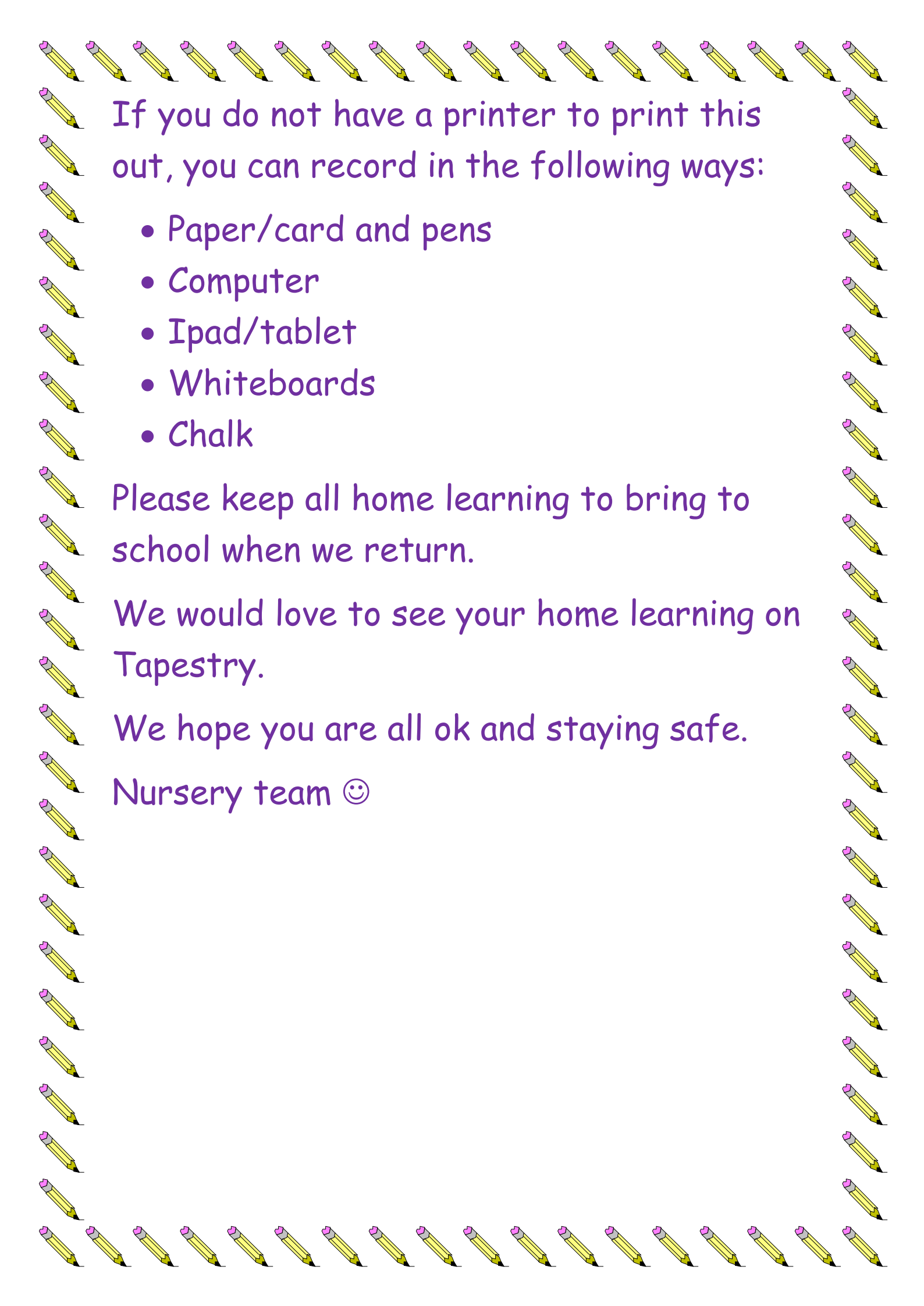
By

((Draw a picture of your favourite weather))



Websites to use at home

- www.phonicsplay.co.uk (use the free phonics play and use phase and 3 games depending on their phonic group)
- <https://www.topmarks.co.uk/learning-to-count/gingerbread-man-game> (matching, counting, ordering)
- <https://www.ictgames.com/mobilePage/hfwBingo/index.html> (high frequency word bingo reading phase 3 or phase 3 words)
- <https://www.ictgames.com/mobilePage/bingoOriginal/index.html> (bingo phase 3 and phase 3)
- <https://www.ictgames.com/mobilePage/viking/index.html> (spelling words)
- <https://www.ictgames.com/mobilePage/countingCaterpillar/index.html> (ordering numbers)
- <https://www.ictgames.com/mobilePage/hundredHunt/> (hundred hunt)
- <https://www.primarygames.co.uk/pg2/splat/splatsq100.html> (splat the 100)
- <https://www.topmarks.co.uk/maths-games/3-5-years/counting> (counting, ordering/sequencing/shape games)
- <http://www.pobble365.com/> (talk about the picture of the day)
- www.twinkl.co.uk (resources you can download)
- <https://www.teachyourmonstertoread.com/> (phonics and reading game)
- <https://uk.ixl.com/> (all areas of learning)
<https://www.phonicsplay.co.uk/> (phonics)
Username: march20 password: home
- https://www.oxfordowl.co.uk/for-home/find-a-book/library-page/?view=image&query=&type=book&age_group=Age+4-5&level=&level_select=&book_type=&series=# (ebooks)



If you do not have a printer to print this out, you can record in the following ways:

- Paper/card and pens
- Computer
- Ipad/tablet
- Whiteboards
- Chalk

Please keep all home learning to bring to school when we return.

We would love to see your home learning on Tapestry.

We hope you are all ok and staying safe.

Nursery team 😊

Day One

Learning Objective: Phonics/Mark making/Maths

Find things around your house/garden that begin with the 'g' sound. Practice saying the 'g' sound with the Jolly phonics action. Trace the letter that makes the 'g' sound up in the air, on the floor, in your palm, on each other's back. (this will be a bit tickly). Then try to write the letter 'g' on a paper, this is a bit tricky, so use the letter formation sheets at the end.

Challenge: How many objects starting with the 'g' sound did you find?
Try to write the number using the number formation sheet.

glue stick



grapes




gloves



guitar



game



glasses



glass



g (Tune: Jimmy Crack Corn Track 13)

The water gurgles
down the drain.
The water gurgles
down the drain.
The water gurgles
down the drain,
with a /g/-/g/-/g/-/g/-/g/.




Action: Spiral your hand down, as if water is gurgling down a drain, and say g, g, g, g.



Number Formation

Can you trace the numbers?



Day Two

Learning Objective: Communication and Language/Mark making

The Three Little Pigs

Listen to the story of The Three Little Pigs or read the book if you have a copy of it. Which little pig is your favourite? Why is it your favourite? Which house was the strongest? Why?

<https://www.youtube.com/watch?v=QLR2pLUsl-Y>



Challenge: Draw your favourite part of the story. Why do you like it?

A large, empty rectangular box with a black border, intended for a child to draw their favorite part of the story and explain why they like it.

Day Three

Learning Objective: PD (Physical development)/EAD (Expressive arts and design).

Watch 'The three little pigs' song and try to join in with singing and actions. Use the tune of 'Five little ducks' song.



Three Little Pigs _
CoComelon Nursery F



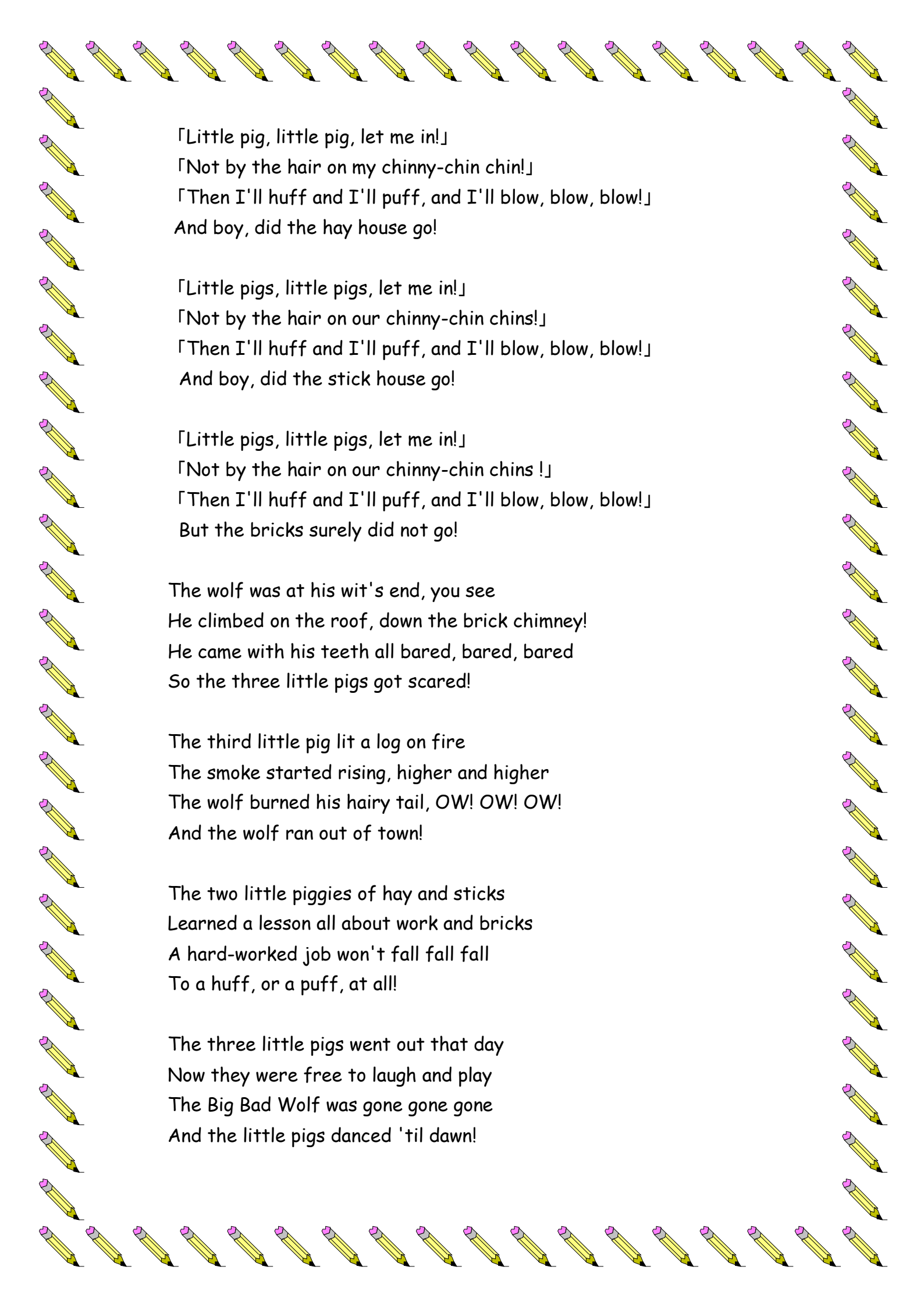
<https://www.youtube.com/watch?v=2s7cz6p7jew>

Three little pigs went out one day
One built a house made out of hay
The other pigs thought it would fall, fall, fall
But the first didn't care at all.

Three little pigs went out one day
The second used sticks to build away
The third pig thought it would fall, fall, fall
But the second didn't care at all.

Three little pigs went out one day
For the third pig, bricks were the way
He knew the house wouldn't fall, fall, fall
So the work didn't bother him at all.

Then came a wolf who was big and bad
He was incredibly hungry and mad
The three little pigs saw the wolf that day
They slammed their doors and hid away



「Little pig, little pig, let me in!」
「Not by the hair on my chinny-chin chin!」
「Then I'll huff and I'll puff, and I'll blow, blow, blow!」
And boy, did the hay house go!

「Little pigs, little pigs, let me in!」
「Not by the hair on our chinny-chin chins!」
「Then I'll huff and I'll puff, and I'll blow, blow, blow!」
And boy, did the stick house go!

「Little pigs, little pigs, let me in!」
「Not by the hair on our chinny-chin chins!」
「Then I'll huff and I'll puff, and I'll blow, blow, blow!」
But the bricks surely did not go!

The wolf was at his wit's end, you see
He climbed on the roof, down the brick chimney!
He came with his teeth all bared, bared, bared
So the three little pigs got scared!

The third little pig lit a log on fire
The smoke started rising, higher and higher
The wolf burned his hairy tail, OW! OW! OW!
And the wolf ran out of town!

The two little piggies of hay and sticks
Learned a lesson all about work and bricks
A hard-worked job won't fall fall fall
To a huff, or a puff, at all!

The three little pigs went out that day
Now they were free to laugh and play
The Big Bad Wolf was gone gone gone
And the little pigs danced 'til dawn!

Day Four

Learning Objective: Maths - Position


Introduce the word preposition.

Use these words today: on top, above, underneath, below, behind, in front, to the side, to the right, to the left, next to.

Today you will need a large cup and a small toy.

You will take it in turns to be the teacher. Adult says, place your toy on top of the cup. Child to place toy on top of the cup. Then swap over and adult to become the child.

Repeat for different positions using the vocabulary listed above.



Day Five

Learning Objective: Show and Tell/ Communication and language/Mark making

Find your favourite toy to show your family. What is your toy's name? What colour is it? What does it look like? What does it feel like? What is it made of? Why do you like it best?

Challenge: Can you draw a picture of your teddy? Can you write your teddy's name?
























Example: This is Ted. Ted has brown fur and has two fluffy ears. He has two beady eyes and a black shiny nose. Ted has got pink paws.



As this will be an activity every Friday, please choose a different toy, or it can be anything that you want to use for your Show and tell. 😊



























Here is a sound mat to help you.

My Phase 2 Sound Mat

s 	a 	t 	p 	i 	n 	m 	d 
g 	o 	c 	k 	ck 	e 	u 	r 
h 	b 	f 	ff 	l 	ll 	ss 	


twinkl visit [twinkl.com](https://www.twinkl.com)

My Alphabet Mat

a 	b 	c 	d 	e 	f 	g 	h 	i 
j 	k 	l 	m 	n 	o 	p 	q 	r 
s 	t 	u 	v 	w 	x 	y 	z 	

twinkl visit [twinkl.com](https://www.twinkl.com)

Phase 2 Graphemes Letter Formation



twinkl

visit [twinkl.com](https://www.twinkl.com)



Phase 2 Graphemes Letter Formation

