



# My Home Learning Journal

Week 14 - 13<sup>th</sup> July

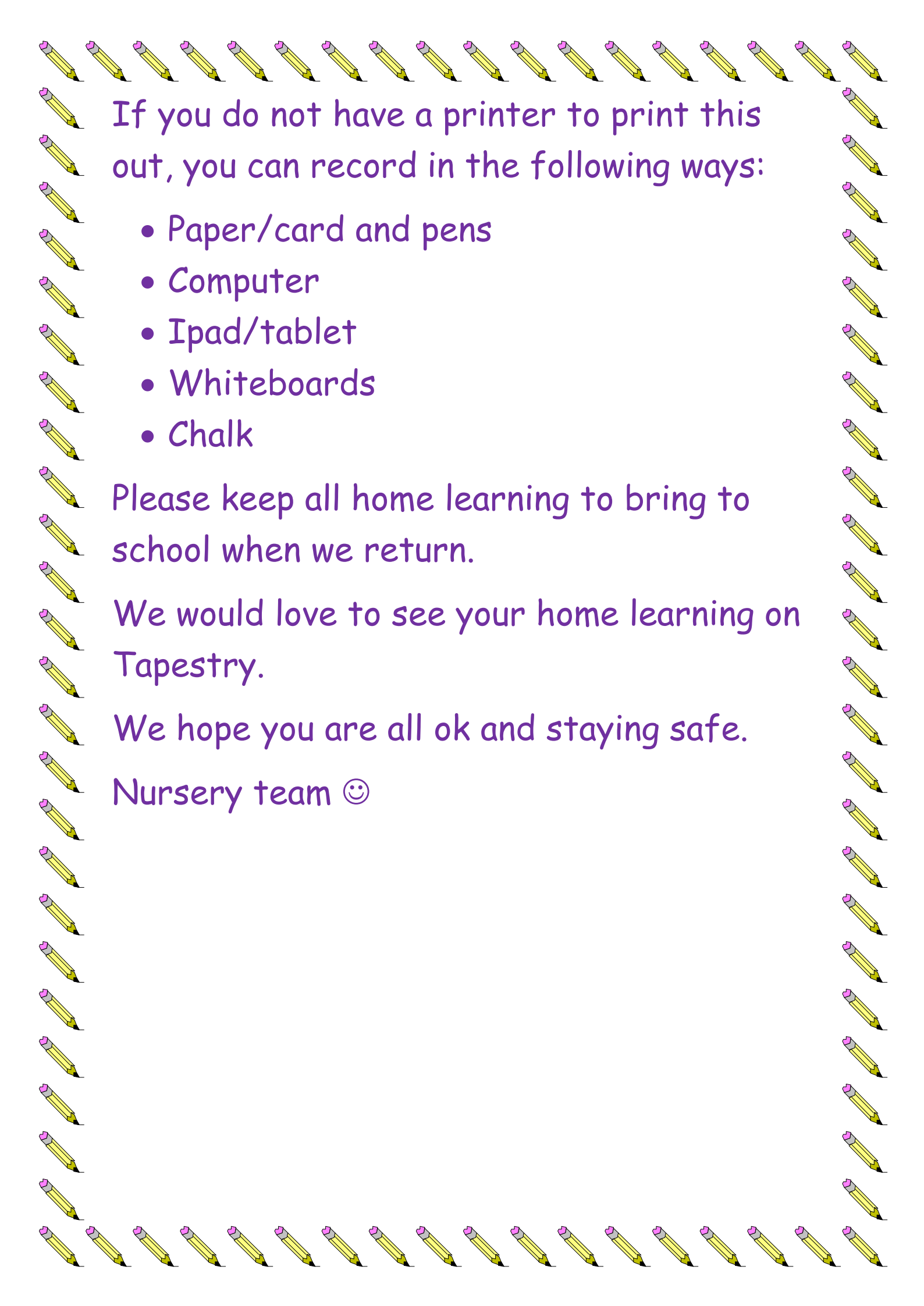
By

---

(Draw a picture of your new Reception Teacher)

## Websites to use at home

- [www.phonicsplay.co.uk](http://www.phonicsplay.co.uk) (use the free phonics play and use phase and 3 games depending on their phonic group)
- <https://www.topmarks.co.uk/learning-to-count/gingerbread-man-game> (matching, counting, ordering)
- <https://www.ictgames.com/mobilePage/hfwBingo/index.html> (high frequency word bingo reading phase 3 or phase 3 words)
- <https://www.ictgames.com/mobilePage/bingoOriginal/index.html> (bingo phase 3 and phase 3)
- <https://www.ictgames.com/mobilePage/viking/index.html> (spelling words)
- <https://www.ictgames.com/mobilePage/countingCaterpillar/index.html> (ordering numbers)
- <https://www.ictgames.com/mobilePage/hundredHunt/> (hundred hunt)
- <https://www.primarygames.co.uk/pg2/splat/splatsq100.html> (splat the 100)
- <https://www.topmarks.co.uk/maths-games/3-5-years/counting> (counting, ordering/sequencing/shape games)
- <http://www.pobble365.com/> (talk about the picture of the day)
- [www.twinkl.co.uk](http://www.twinkl.co.uk) (resources you can download)
- <https://www.teachyourmonstertoread.com/> (phonics and reading game)
- <https://uk.ixl.com/> (all areas of learning)
- <https://www.phonicsplay.co.uk/> (phonics)  
Username: march20 password: home
- [https://www.oxfordowl.co.uk/for-home/find-a-book/library-page/?view=image&query=&type=book&age\\_group=Age+4-5&level=&level\\_select=&book\\_type=&series=#](https://www.oxfordowl.co.uk/for-home/find-a-book/library-page/?view=image&query=&type=book&age_group=Age+4-5&level=&level_select=&book_type=&series=#) (ebooks)



If you do not have a printer to print this out, you can record in the following ways:

- Paper/card and pens
- Computer
- Ipad/tablet
- Whiteboards
- Chalk

Please keep all home learning to bring to school when we return.

We would love to see your home learning on Tapestry.

We hope you are all ok and staying safe.

Nursery team 😊

# Day One

## Learning Objective: Phonics/Mark making/Maths

Find things around your house/garden that begin with the 'o' sound. Practice saying the 'o' sound with the Jolly phonics action. Trace the letter that makes the 'o' sound up in the air, on the floor, in your palm, on each other's back. (this will be a bit tickly). Then try to write the letter 'o' on a paper, this is a bit tricky, so use the letter formation sheets at the end.

Challenge: How many objects starting with the 'o' sound did you find?  
Try to write the number using the number formation sheet.

orange



onion



oil



olives



origami



otter



ostrich



**O** (Tune: Old MacDonald Track 14)


Now it's dark,  
the lights go on.  
/o/-/o/-/o/-/o/-/o/.  
Time for bed,  
the lights go off!  
/o/-/o/-/o/-/o/-/o/.



**Action:** Pretend to turn a light switch on and off, and say o, o, o, o.




Activar Windows  
Ve a Configuración para activar Windows.



## Number Formation

Can you trace the numbers?




## Day Two

### Learning Objective: Literacy - Owl Babies

Listen to the story of 'Owl Babies' or read the book if you have a copy of it. (This story has been chosen to get ready to move into a new class and go back to school)

<https://www.youtube.com/watch?v=TPQRiSTYFHo>



Challenge: Draw your favourite part of the story. Why do you like it?

## Day Three

### Learning Objective: Maths - Time

Today we are going to play a game - What's the time Mr Wolf?

You could make a pretend clock to play this game.

1. Child goes to one end of the room/garden and the adult at the other end.
2. Adult says, "What's the time Mr Wolf?"
3. Child responds with a time e.g. 7 o'clock.
4. Adult then moves forwards 7 steps.
5. Repeat for a different time until adult reaches child and child turns and says, "Dinner time!"
6. Change over to take on different roles.

# What's the Time Mr Wolf?



## Day Four

Learning objective - Expressive arts and design / Making an owl

You can try to make your own owl model using different resources you have, or you can collect some leaves/feathers in your daily walks. Talk to your child about the different parts of the owl's body.



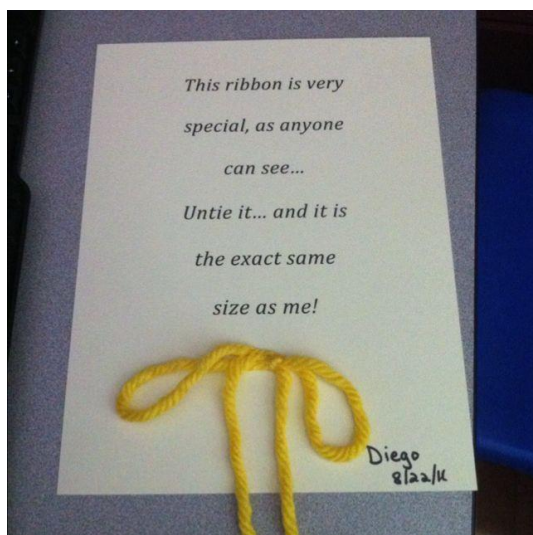
**handprint**  
OWL CRAFT  
thebestideasforkids.com



## Day Five
























### Learning Objective: Maths/Measuring height

Today I would like you to measure yourself with a piece of string.  
Keep it safe so one day you can look back and see how tall you were  
in Nursery.





























Here is a sound mat to help you.

## My Phase 2 Sound Mat

s 	a 	t 	p 	i 	n 	m 	d 
g 	o 	c 	k 	ck 	e 	u 	r 
h 	b 	f 	ff 	l 	ll 	ss 	

















twinkl visit [twinkl.com](https://www.twinkl.com)

## My Alphabet Mat

a 	b 	c 	d 	e 	f 	g 	h 	i 
j 	k 	l 	m 	n 	o 	p 	q 	r 
s 	t 	u 	v 	w 	x 	y 	z 	

twinkl visit [twinkl.com](https://www.twinkl.com)

## Phase 2 Graphemes Letter Formation







s 	a 	t 	p 
i 	n 	m 	d 
g 	o 	c 	k 
ck 	e 	u 	r 

twinkl

visit [twinkl.com](https://www.twinkl.com)



## Phase 2 Graphemes Letter Formation

h 	b 	f 	ff 
l 	ll 	ss 