



My Home Learning Journal

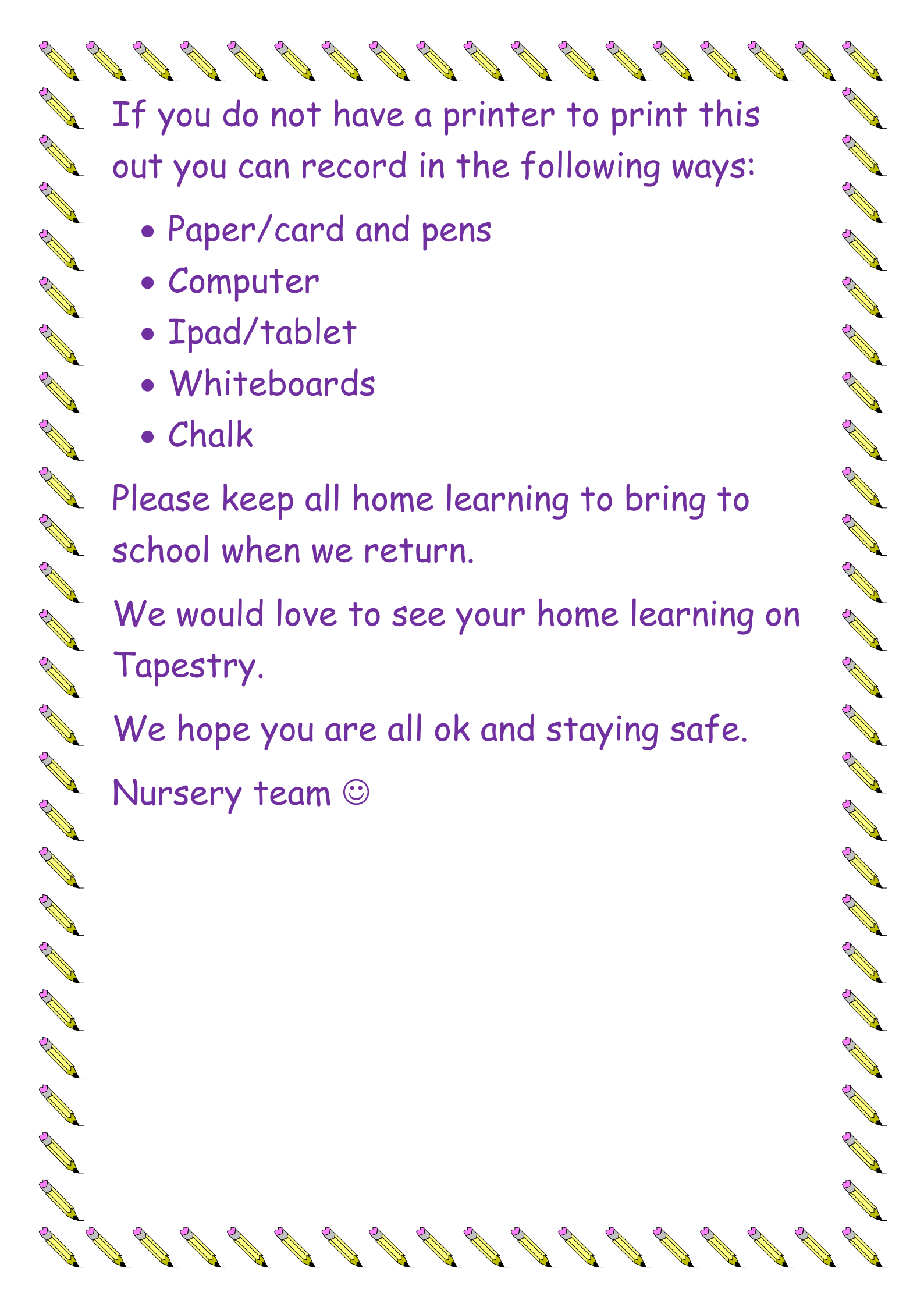
Week 3- 20th April

By

(draw a picture of your family)

Websites to use at home

- www.phonicsplay.co.uk (use the free phonics play and use phase and 3 games depending on their phonic group)
- <https://www.topmarks.co.uk/learning-to-count/gingerbread-man-game> (matching, counting, ordering)
- <https://www.ictgames.com/mobilePage/hfwBingo/index.html> (high frequency word bingo reading phase 3 or phase 3 words)
- <https://www.ictgames.com/mobilePage/bingoOriginal/index.html> (bingo phase 3 and phase 3)
- <https://www.ictgames.com/mobilePage/viking/index.html> (spelling words)
- <https://www.ictgames.com/mobilePage/countingCaterpillar/index.html> (ordering numbers)
- <https://www.ictgames.com/mobilePage/hundredHunt/> (hundred hunt)
- <https://www.primarygames.co.uk/pg2/splat/splatsq100.html> (splat the 100)
- <https://www.topmarks.co.uk/maths-games/3-5-years/counting> (counting, ordering/sequencing/shape games)
- <http://www.pobble365.com/> (talk about the picture of the day)
- www.twinkl.co.uk (resources you can download)
- <https://www.teachyourmonstertoread.com/> (phonics and reading game)
- <https://uk.ixl.com/> (all areas of learning)
- <https://www.phonicsplay.co.uk/> (phonics)
Username: march20 password: home
- https://www.oxfordowl.co.uk/for-home/find-a-book/library-page/?view=image&query=&type=book&age_group=Age+4-5&level=&level_select=&book_type=&series=# (ebooks)



If you do not have a printer to print this out you can record in the following ways:

- Paper/card and pens
- Computer
- Ipad/tablet
- Whiteboards
- Chalk

Please keep all home learning to bring to school when we return.

We would love to see your home learning on Tapestry.

We hope you are all ok and staying safe.

Nursery team 😊

Day One

Learning Objective: Communication and language & Maths & Phonics

Feely Bag Create your own feely bag, such as an old rucksack, an empty tissue box or cereal box, with items in from around the house. Use a bag that your child cannot see through. Think about texture and descriptive terms for the objects. Are they bumpy, bubbly, soft, fluffy, coarse or furry? Can you count all the objects in the bag without taking them out? Then check by counting them again while you take them out one by one.

Challenge: Can you find two objects that are bumpy or two that are smooth?

Phonics: You can think about the initial letter in the name of the objects too! Have fun! 😊



Day Two

Learning Objective: Maths & Mark making - Size - Find your dolls, teddies, play figures etc. Line them up from the tallest to the shortest. You can also count them. You can then draw a picture of the tallest and the shortest toy and try to label them.

Vocabulary: Long, longer, short, shorter, wide, narrow, big, little, huge, immense, giant, minute, tiny, teeny, same, taller, etc..



Tallest

Shortest

Day Three

Learning Objective: Mark making - To plant a seed and draw what you think is going to happen to the seed.

You can use a pip from a fruit such as an apple, orange, lemon, pear or a tomato. You can also use kitchen paper/cotton wool instead of soil.



Learning Objective: Maths - To use positional language to describe where your toy is.

Choose your favourite toy and move it around your house, describing its position.

Eg- Teddy is on top of the kettle. Teddy is under the sofa.

Position words - under, on top, above, next to, behind, in front, beside, in between, inside.



The ball is behind the bench.



The ball is on the bench.



The ball is next to the bench.



The ball is in between the bench and the doll.



Day Four

Learning Objective: Communication and language/Phonics -

Kim's game: Collect 5 or more objects from around your house. Hide them under a tea towel or cloth. Remove 1 object without showing your child, then reveal the objects that are left and ask your child to guess which object has been taken. You can describe the object to give clues.



Learning Objective: Maths - To make repeated patterns using at least 3 different colours/shapes/objects.


You can use anything around your house to make these patterns.



Day Five

Learning Objective: Mark making


Can you draw or make different labels for items in your house?



Learning Objective: Maths - To be able to share an amount equally.



























Can you share an amount of objects fairly with someone else?

You can use anything in your house- pasta, biscuits, sweets, lego.


























Here is a sound mat to help you.

My Alphabet Mat

a 	b 	c 	d 	e 	f 	g 	h 	i 
j 	k 	l 	m 	n 	o 	p 	q 	r 
s 	t 	u 	v 	w 	x 	y 	z 	

twinkl visit [twinkl.com](https://www.twinkl.com)

My Phase 2 Sound Mat

s 	a 	t 	p 	i 	n 	m 	d 
g 	o 	c 	k 	ck 	e 	u 	r 
h 	b 	f 	ff 	l 	ll 	s/s 	

twinkl visit [twinkl.com](https://www.twinkl.com)