



My Home Learning Journal

Week Beginning: 6th July

Maths- 2D and 3D shapes

Literacy - Goldilocks and the Three Bears

By

(Draw a picture of your favourite place to go for a walk)

Websites to use at home

- www.phonicsplay.co.uk (use the free phonics play and use phase and 3 games depending on their phonic group)
- <https://www.topmarks.co.uk/learning-to-count/gingerbread-man-game> (matching, counting, ordering)
- <https://www.ictgames.com/mobilePage/hfwBingo/index.html> (high frequency word bingo reading phase 3 or phase 3 words)
- <https://www.ictgames.com/mobilePage/bingoOriginal/index.html> (bingo phase 3 and phase 3)
- <https://www.ictgames.com/mobilePage/viking/index.html> (spelling words)
- <https://www.ictgames.com/mobilePage/countingCaterpillar/index.html> (ordering numbers)
- <https://www.ictgames.com/mobilePage/hundredHunt/> (hundred hunt)
- <https://www.primarygames.co.uk/pg2/splat/splatsq100.html> (splat the 100)
- <https://www.topmarks.co.uk/maths-games/3-5-years/counting> (counting, ordering/sequencing/shape games)
- <http://www.pobble365.com/> (talk about the picture of the day)
- www.twinkl.co.uk (resources you can download)
- <https://www.teachyourmonstertoread.com/> (phonics and reading game)
- <https://uk.ixl.com/> (all areas of learning)
- <http://www.phonicsplay.co.uk/> (phonics)
- https://www.oxfordowl.co.uk/for-home/find-a-book/library-page/?view=image&query=&type=book&age_group=Age+4-5&level=&level_select=&book_type=&series=# (ebooks)



We have changed the home learning.

There will now be a maths focus each week
and a story each week with writing tasks.

This is in preparation for Year One.

If you do not have a printer to print this
out, you can record in the following ways:

- Paper/card and pens
- Computer
- Ipad/tablet
- Whiteboards
- Chalk

Please keep all home learning to bring to
school when we return.

We would love to see your home learning on
Tapestry.

We hope you are all ok and staying safe.

Love from

Reception Team 😊


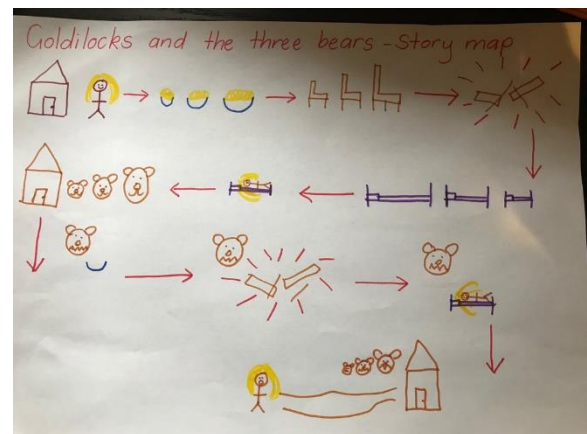
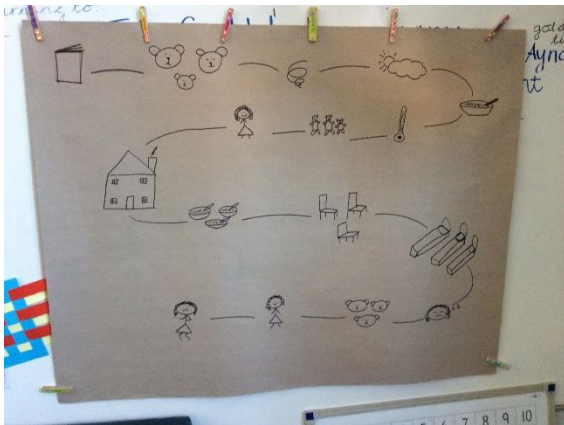

Day One

Learning Objective: Literacy - Goldilocks and the Three Bears

Listen to the story of 'Goldilocks and the Three Bears' or read the book if you have a copy of it.

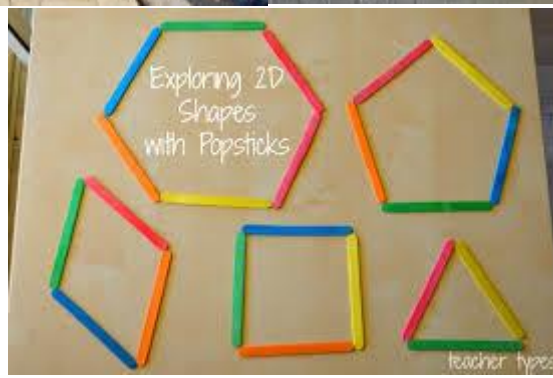

Now create a story map of the story.

Here are a few examples - Your child will have made several of these at school before.



Learning Objective: Maths - Creating 2D shapes

Today your task is to build different 2D shapes using different objects. For example, you could use: sticks, stones, spaghetti and Blu Tack, playdough or straws.



Day Two

Learning Objective: Writing - Goldilocks and the Three Bears

Retell the story using your story map to guide you.



Your task today is to rewrite the story of Goldilocks and the Three Bears, using your story map to help you with the story sequence. You might decide to make your very own book. Remember to use capital letters, finger spaces and full stops.

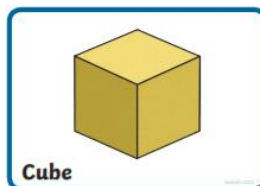
[illegible]

Learning Objective: Maths - 3D shapes

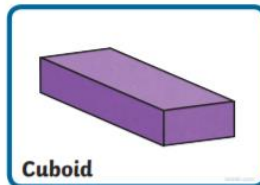
Go around your home/garden and collect some 3D shapes.

Once you have collected these, describe each one using the words edges, faces and vertices (corners).

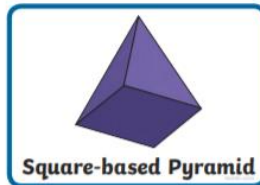
The 3D shapes we teach in Reception are below. We would expect your child to be able to name all these 3D shapes. Ensure they are confident naming all their 3D shapes in preparation for Year 1.



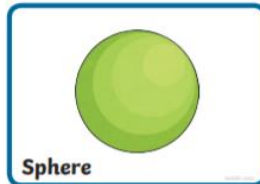
6 faces/surfaces
8 vertices
12 edges



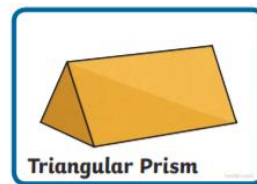
6 faces/surfaces
8 vertices
12 edges



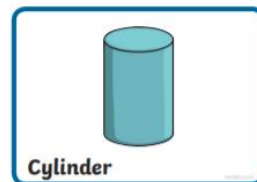
5 faces/surfaces
5 vertices
8 edges




1 faces/surfaces
0 vertices
0 edges



5 faces/surfaces
6 vertices
9 edges



3 faces/surfaces
0 vertices
2 edges



2 faces/surfaces
1 vertices
1 edges

Day Three

Learning Objective: Writing - Goldilocks and the Three Bears

Write a letter to the Three Bears from Goldilocks.



Goldilocks
5 Buttercup Lane
The Village

Dear Three Bears,

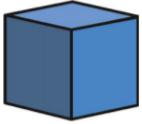
from Goldilocks xxx



Learning Objective: Maths - 3D shapes

Using your 3D shapes from yesterday, sort them into shape groups.
(If you have a printer, you can use these pictures to cut and stick)

cube




cuboid




square based
pyramid



sphere



cylinder



cone



twinkl.co.uk



twinkl.co.uk



twinkl.co.uk



twinkl.co.uk



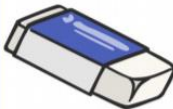
twinkl.co.uk



twinkl.co.uk



twinkl.co.uk



twinkl.co.uk



twinkl.co.uk



twinkl.co.uk



twinkl.co.uk



twinkl.co.uk



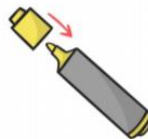
twinkl.co.uk



twinkl.co.uk



twinkl.co.uk



twinkl.co.uk



twinkl.co.uk



twinkl.co.uk

Day Four

Learning Objective: Writing - Goldilocks and the Three Bears

Create a wanted poster for Goldilocks.

Use adjectives (describing words) to describe what she looks like.

WANTED

Have you seen this character?

WANTED

Name:

Appearance

Eyes:

Hair:

Build:

Other information

Crime:

Last seen:

© Copyright 2011, www.spinbox.co.uk

Learning Objective: Maths - 2D and 3D shapes



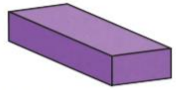
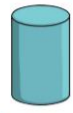



Play 'guess the shape' with someone that you live with. You describe the shape and the other person has to guess which shape you are describing.

Take it in turns and remember to use the key words:

2D shapes - sides, corners

2D Shapes		
Name	Sides	Corners
triangle	3	3
circle	1	0
square	4	4
rectangle	4	4
pentagon	5	5
hexagon	6	6
oval	1	0


3D shapes - faces, edges, vertices

 Cube	6 faces/surfaces 8 vertices 12 edges	 Triangular Prism	5 faces/surfaces 6 vertices 9 edges
 Cuboid	6 faces/surfaces 8 vertices 12 edges	 Cylinder	3 faces/surfaces 0 vertices 2 edges
 Square-based Pyramid	5 faces/surfaces 5 vertices 8 edges	 Cone	2 faces/surfaces 1 vertices 1 edges
 Sphere	1 faces/surfaces 0 vertices 0 edges		

Day Five

Learning Objective: Literacy - Goldilocks and the Three Bears

Make a set of Goldilocks and the Three Bears puppets. Use these to retell the story and use your story map to help you.



Learning Objective: Maths - Sorting Shapes


Help sort the shapes into 2D and 3D shapes.

<https://www.education.com/game/2d-3d-shapes/>

(It is free to sign up to this website)



Here is a sound mat to help you.



Letter formation - have a look at how the letters are sitting on the line, do your letters match?

Aa Bb Cc Dd

Ee Ff Gg Hh Ii

Jj Kk Ll Mm

Nn Oo Pp Qq

Rr Ss Tt Uu Vv

Ww Xx Yy Zz