

My Home Learning Journal

Week 11 - 22nd June

By

((Draw a picture of where you live e.g. house, flat, bungalow))

Do you live in a **HOUSE** or in a **FLAT**?



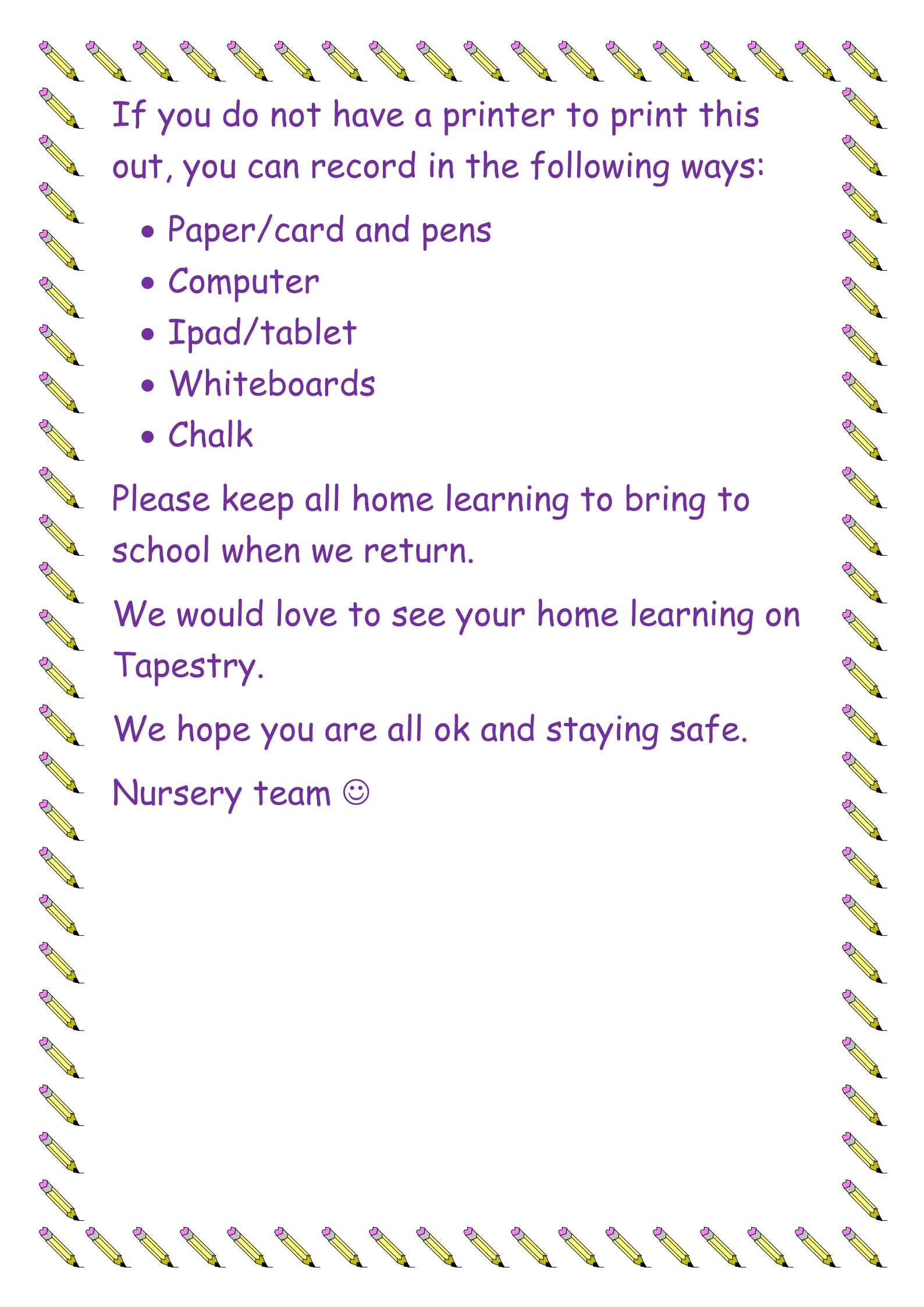
House



Flats

Websites to use at home

- www.phonicsplay.co.uk (use the free phonics play and use phase and 3 games depending on their phonic group)
- <https://www.topmarks.co.uk/learning-to-count/gingerbread-man-game> (matching, counting, ordering)
- <https://www.ictgames.com/mobilePage/hfwBingo/index.html> (high frequency word bingo reading phase 3 or phase 3 words)
- <https://www.ictgames.com/mobilePage/bingoOriginal/index.html> (bingo phase 3 and phase 3)
- <https://www.ictgames.com/mobilePage/viking/index.html> (spelling words)
- <https://www.ictgames.com/mobilePage/countingCaterpillar/index.html> (ordering numbers)
- <https://www.ictgames.com/mobilePage/hundredHunt/> (hundred hunt)
- <https://www.primarygames.co.uk/pg2/splat/splatsq100.html> (splat the 100)
- <https://www.topmarks.co.uk/maths-games/3-5-years/counting> (counting, ordering/sequencing/shape games)
- <http://www.pobble365.com/> (talk about the picture of the day)
- www.twinkl.co.uk (resources you can download)
- <https://www.teachyourmonstertoread.com/> (phonics and reading game)
- <https://uk.ixl.com/> (all areas of learning)
- <https://www.phonicsplay.co.uk/> (phonics)
Username: march20 password: home
- https://www.oxfordowl.co.uk/for-home/find-a-book/library-page/?view=image&query=&type=book&age_group=Age+4-5&level=&level_select=&book_type=&series=# (ebooks)



If you do not have a printer to print this out, you can record in the following ways:

- Paper/card and pens
- Computer
- Ipad/tablet
- Whiteboards
- Chalk

Please keep all home learning to bring to school when we return.

We would love to see your home learning on Tapestry.

We hope you are all ok and staying safe.

Nursery team 😊

Day One

Learning Objective: Phonics/Mark making/Maths

Find things around your house/garden that begin with the 'm' sound. Practice saying the 'm' sound with the Jolly phonics action. Trace the letter that makes the 'm' sound up in the air, on the floor, in your palm, on each other's back. (this will be a bit tickly). Then try to write the letter 'm' on a paper, this is a bit tricky, so use the letter formation sheets at the end.

Challenge: How many objects starting with the 'm' sound did you find? Try to write the number using the number formation sheet.

mirror



map



milk



mask



magnet (fridge)



mug



money



M m

Action: Rub your tummy, as if you are seeing tasty food, and say mmmmmmmmm.

m Tune: *The Wheels on the Bus*


The mum and the dad
make many meals.
/mmm/!
/mmm/!

The mum and the dad
make many meals
for their hungry children.



Number Formation

Can you trace the numbers?




Day Two

Learning Objective: Literacy/ Communication and language/Mark making

Encourage your child to listen to the story 'The Gingerbread man' and answer the questions using sentences.

Who are the characters in the story? Where is the story set?

What happens at beginning, middle and end of the story?



Link to watch the story: <https://www.youtube.com/watch?v=pckuS--UIV4>

Challenge: Draw your favourite character from the story! Can you write the initial sound of the character's name?

Day Three

Learning Objective: Maths/Shapes

Make a circle-you can make different size (big, small) circles. When you are ready can you describe the circles using mathematical language such as sides, corners, flat, shapes.

For example: My circle is round and it doesn't have any corners. It has 1 curved side.

Make a circle out of any materials, for example; you could use natural resources, string, chalk, paint or household items.

Please post a picture of your creation on Tapestry.

<https://www.youtube.com/watch?v=UeJJKui1LY0>



Day Four

Learning Objective: Literacy/Shows awareness of rhyme
Rhyming/Can you find the rhyming words?
Can you spot the odd one out?

man 	van 	pig 	can 
dog 	bed 	frog 	log 
slug 	hen 	pen 	ten 10
pig 	wig 	dig 	tree 

Challenge: Can you find your own rhyming words
and clap them out?

Day Five

Learning Objective: Show and Tell/ Communication and language/Mark making


Find your favourite toy to show your family. What is your toy's name? What colour is it? What does it look like? What does it feel like? What is it made of? Why do you like it best?

Challenge: Can you draw a picture of your teddy? Can you write your teddy's name?

Example: This is Ted. Ted has brown fur and has two fluffy ears. He has two beady eyes and a black shiny nose. Ted has got pink paws.


























As this will be an activity every Friday, please choose a different toy, or it can be anything that you want to use for your Show and tell. 😊

A large empty rectangular box for drawing a picture of a toy.



























Here is a sound mat to help you.

My Phase 2 Sound Mat

s 	a 	t 	p 	i 	n 	m 	d 
g 	o 	c 	k 	ck 	e 	u 	r 
h 	b 	f 	ff 	l 	ll 	ss 	


twinkl visit [twinkl.com](https://www.twinkl.com)

My Alphabet Mat

a 	b 	c 	d 	e 	f 	g 	h 	i 
j 	k 	l 	m 	n 	o 	p 	q 	r 
s 	t 	u 	v 	w 	x 	y 	z 	

twinkl visit [twinkl.com](https://www.twinkl.com)

Phase 2 Graphemes Letter Formation



twinkl

visit [twinkl.com](https://www.twinkl.com)



Phase 2 Graphemes Letter Formation

