



# My Home Learning Journal

Week Beginning: 1<sup>st</sup> June

By

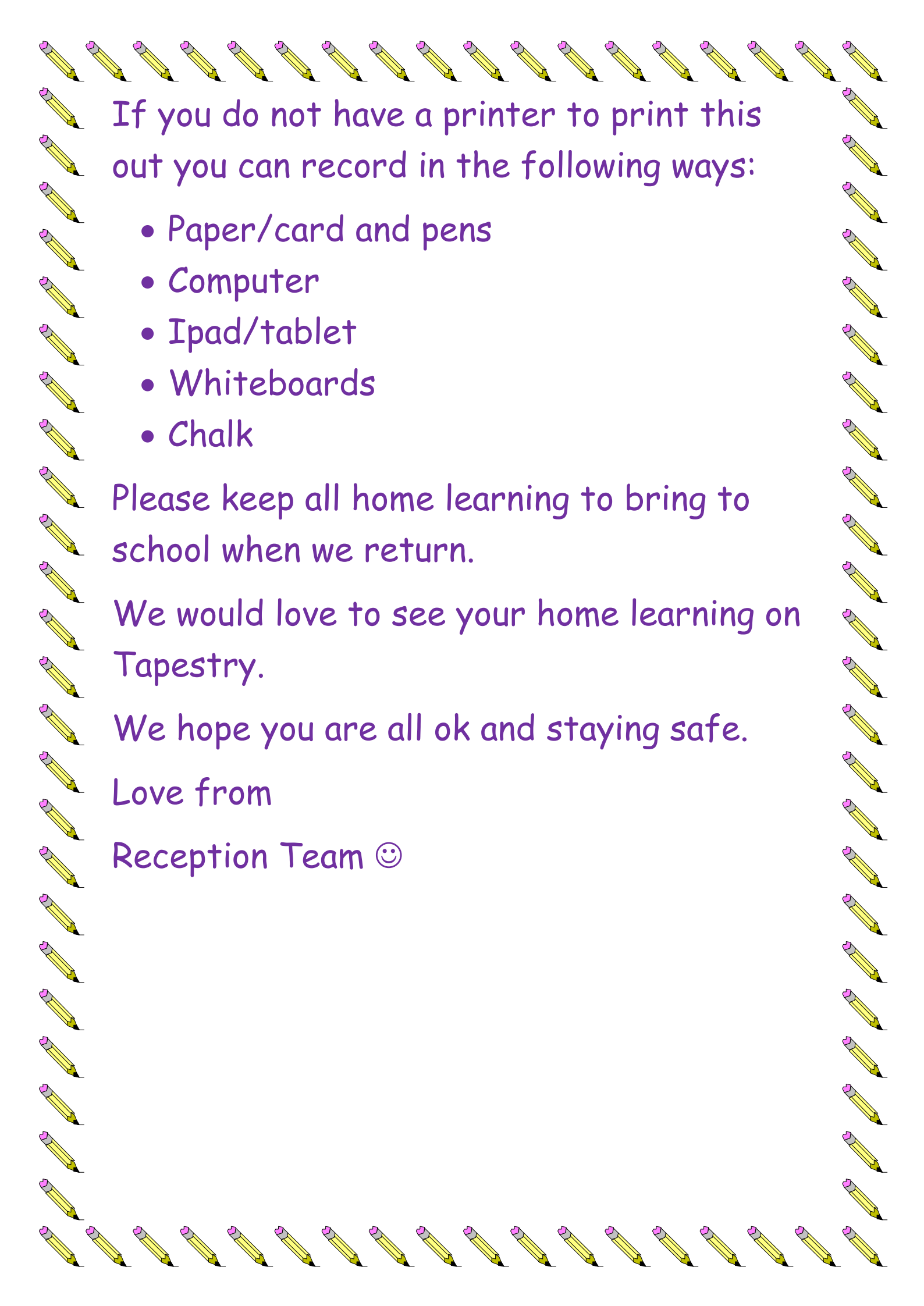
---

(draw a picture of an activity you did during half term)



## Websites to use at home

- [www.phonicsplay.co.uk](http://www.phonicsplay.co.uk) (use the free phonics play and use phase and 3 games depending on their phonic group)
- <https://www.topmarks.co.uk/learning-to-count/gingerbread-man-game> (matching, counting, ordering)
- <https://www.ictgames.com/mobilePage/hfwBingo/index.html> (high frequency word bingo reading phase 3 or phase 3 words)
- <https://www.ictgames.com/mobilePage/bingoOriginal/index.html> (bingo phase 3 and phase 3)
- <https://www.ictgames.com/mobilePage/viking/index.html> (spelling words)
- <https://www.ictgames.com/mobilePage/countingCaterpillar/index.html> (ordering numbers)
- <https://www.ictgames.com/mobilePage/hundredHunt/> (hundred hunt)
- <https://www.primarygames.co.uk/pg2/splat/splatsq100.html> (splat the 100)
- <https://www.topmarks.co.uk/maths-games/3-5-years/counting> (counting, ordering/sequencing/shape games)
- <http://www.pobble365.com/> (talk about the picture of the day)
- [www.twinkl.co.uk](http://www.twinkl.co.uk) (resources you can download)
- <https://www.teachyourmonstertoread.com/> (phonics and reading game)
- <https://uk.ixl.com/> (all areas of learning)  
<https://www.phonicsplay.co.uk/> (phonics)  
Username: march20 password: home
- [https://www.oxfordowl.co.uk/for-home/find-a-book/library-page/?view=image&query=&type=book&age\\_group=Age+4-5&level=&level\\_select=&book\\_type=&series=#](https://www.oxfordowl.co.uk/for-home/find-a-book/library-page/?view=image&query=&type=book&age_group=Age+4-5&level=&level_select=&book_type=&series=#) (ebooks)
- [https://www.youtube.com/channel/UCP\\_FbjYUP\\_UtldV2K\\_niWw](https://www.youtube.com/channel/UCP_FbjYUP_UtldV2K_niWw) (letters and sounds)



If you do not have a printer to print this out you can record in the following ways:

- Paper/card and pens
- Computer
- Ipad/tablet
- Whiteboards
- Chalk

Please keep all home learning to bring to school when we return.

We would love to see your home learning on Tapestry.

We hope you are all ok and staying safe.

Love from

Reception Team 😊

# Day One

Learning Objective: The Very Hungry Caterpillar



Can you listen to the story of The Hungry Caterpillar? Once you have listened to the story can you write a sentence about your favourite part.

<https://www.youtube.com/watch?v=75NQK-Sm1YY>

---

---

---

---

Learning Objective: Maths - Number Hunt

Can you go on a number hunt down your road. Take a clipboard and write down the numbers that you can see on the doors and on car registrations.



# Day Two

## Learning Objective: Writing - The Very Hungry Caterpillar



Can you listen to the story again of The Very Hungry Caterpillar. Today can you write a list of all the food the caterpillar ate e.g. 1 apple

<https://www.youtube.com/watch?v=75NQG-Sm1YY>

---

---

---

---

---

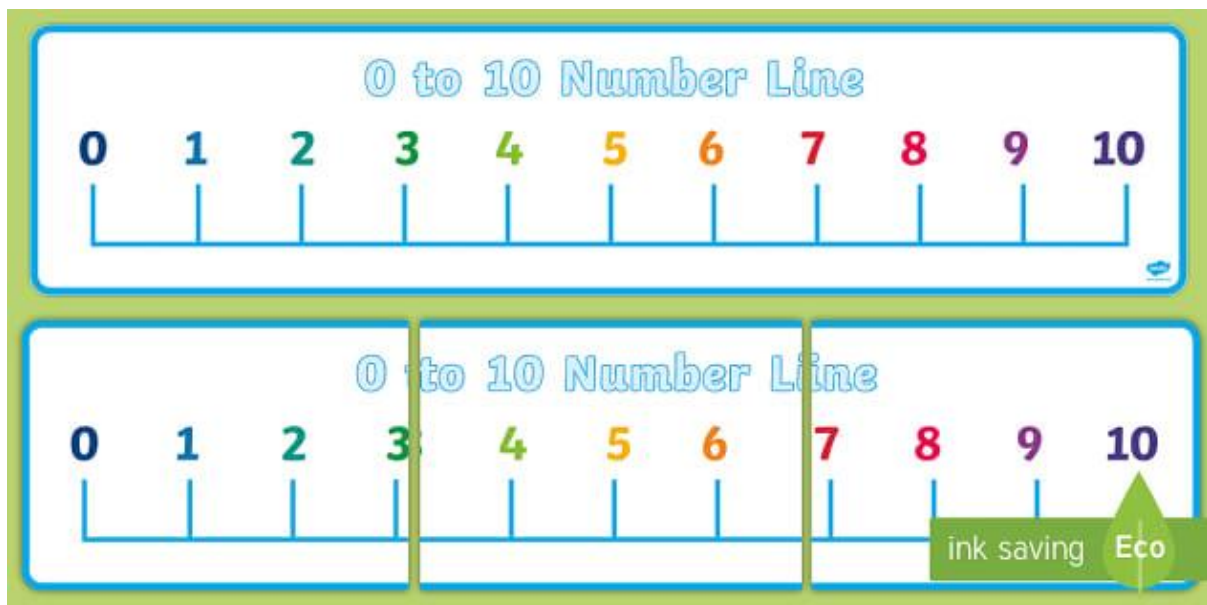
---

Learning Objective: Maths - Addition

Can you create your own number line either numbers 1-10 or if confident number 1-20. Grown up to ask you to point to a number e.g. 8 can you tell them what number comes after/next/one more than/add one more ... (these are different types of words we would use)

Children may then have a go at writing the number sentence e.g.  $8 + 1 =$

Challenge - If they find this easy then add two onto a number.



# Day Three

## Learning Objective: Writing - The Very Hungry Caterpillar



Can you listen to the story again of The Very Hungry Caterpillar. Today can you write a list of the days of the week e.g. Monday, Tuesday

<https://www.youtube.com/watch?v=75NQK-Sm1YY>

---

---

---

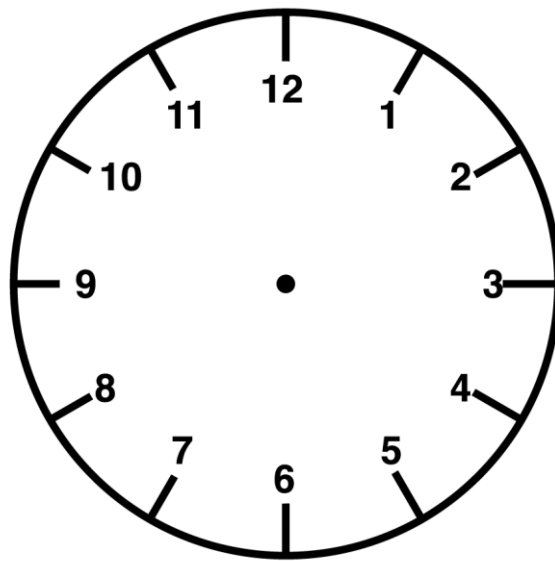
---



Learning Objective: Maths - Time

Draw a large circle on your whiteboard. This is going to be your clock. Now write the numbers (see the picture to help).

Can you give your child a time e.g. 7 o'clock and then they draw on the big hand and small hand. Repeat for different times.



# Day Four



## Learning Objective: Writing - The Very Hungry Caterpillar

Can you listen to the story again of The Very Hungry Caterpillar. Today can you write a list of the days of the week e.g. Monday, Tuesday You are going to re write the story in your own words. E.g. Won sunee morning .....

<https://www.youtube.com/watch?v=75NQQK-Sm1YY>

---

---

---

---

---

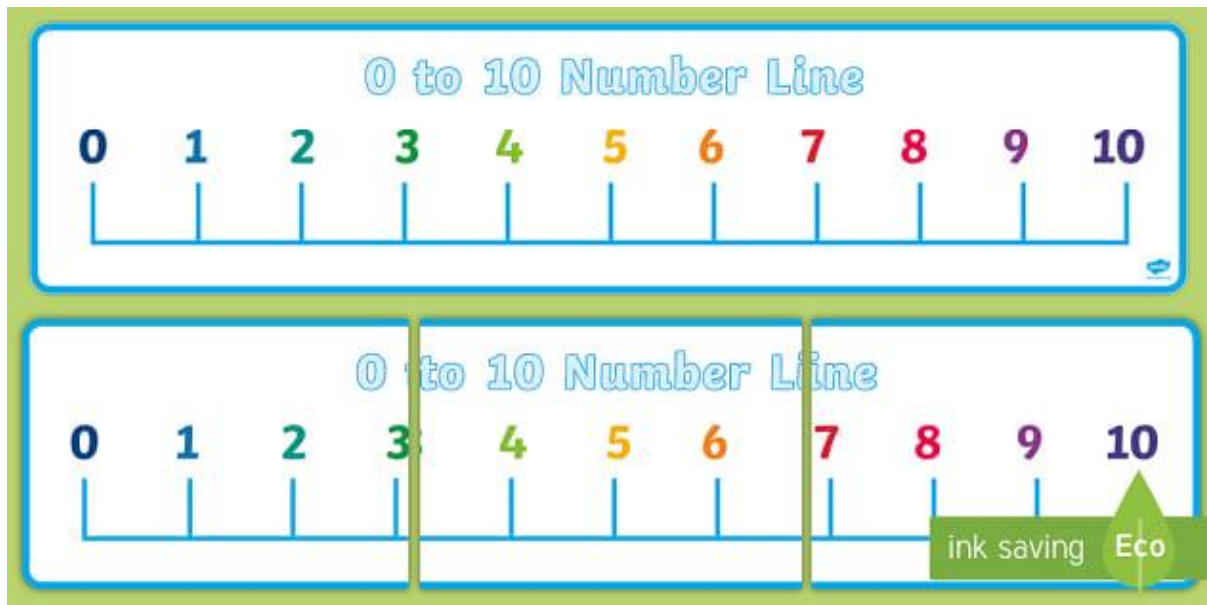
---

Learning Objective: Maths - Subtraction

Can you create your own number line either numbers 1-10 or if confident number 1-20. Grown up to ask you to point to a number e.g. 8 can you tell them what number comes before/one less than/take one away ... (these are different types of words we would use)

Children may then have a go at writing the number sentence e.g.  $8 - 1 =$

Challenge - If they find this easy then subtract two from a number.





## Day Five

Learning Objective: Writing the letters of the alphabet

Can you write the letters of the alphabet in your best handwriting.

Make sure your letters sit on the line.

Challenge - Can you write your digraphs.

---

---

---

---
























---

Learning Objective: Maths - 3D Shape Building

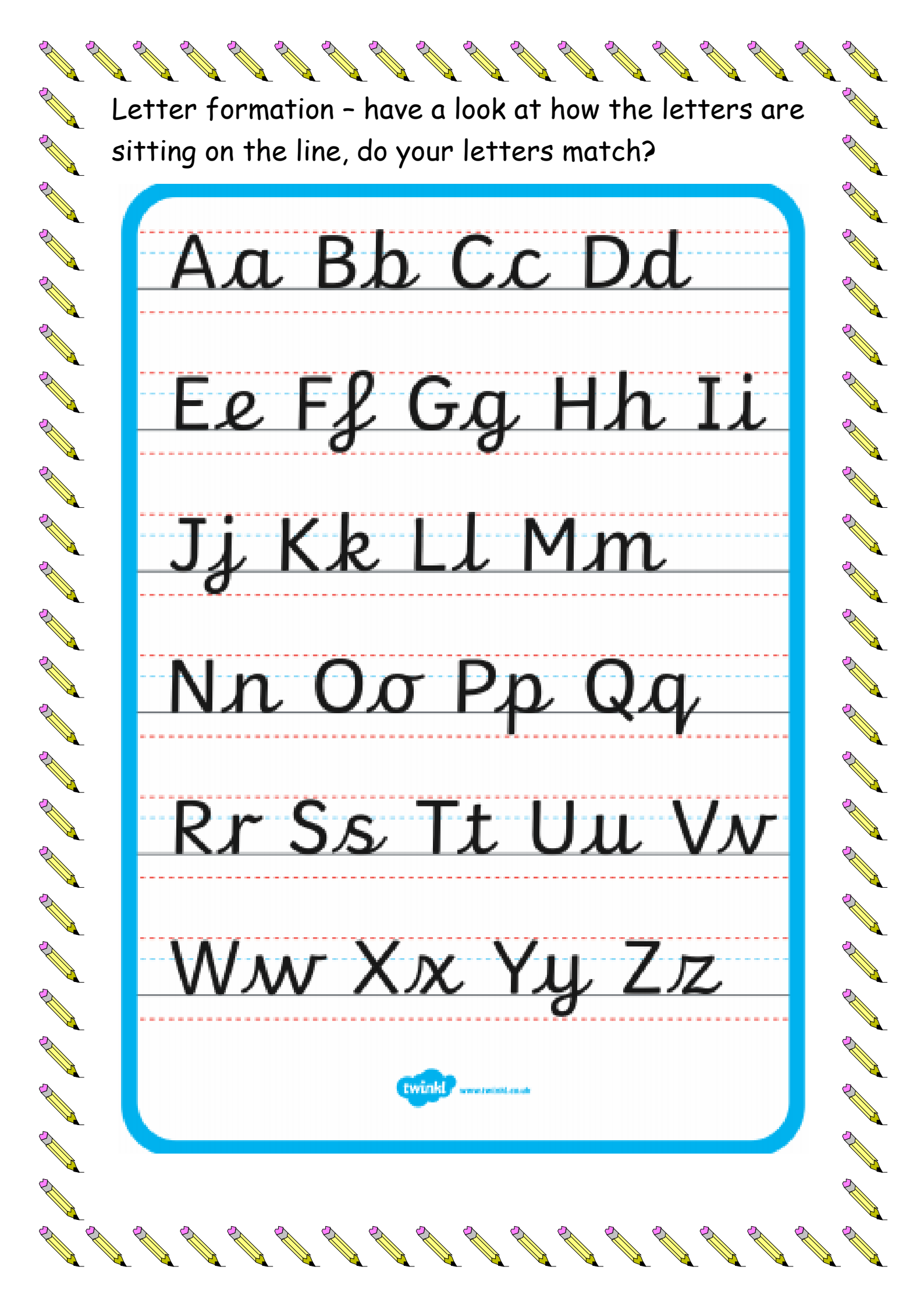
Using old boxes can your children describe the shape. Can they then use the shapes to build with. What have they created?



Here is a sound mat to help you.

a 	b 	c 	ck 	d 	e 	f 	ff 
g 	h 	i 	k 	l 	ll 	m 	n 
o 	p 	r 	s 	ss 	t 	u 	

j 	n 	w 	x 	y 	z 	zz 	qu 	
ch 	sh 	th 	ng 	ai 	ee 	igh 	oa 	
oo 	oo 	ar 	or 	ur 	ow 	oi 	ear 	
air 	ure 	er 	My Phase 3 Sound Mat					 <a href="http://www.twinkl.co.uk">www.twinkl.co.uk</a> Copyright © Twinkl Ltd



Letter formation - have a look at how the letters are sitting on the line, do your letters match?

Aa Bb Cc Dd

Ee Ff Gg Hh Ii

Jj Kk Ll Mm

Nn Oo Pp Qq

Rr Ss Tt Uu Vv

Ww Xx Yy Zz