



# My Home Learning Journal

By

---

(draw a picture of themselves)



## Websites to use in addition to worksheets

- [www.phonicsplay.co.uk](http://www.phonicsplay.co.uk) (use the free phonics play and use phase and 3 games depending on their phonic group)
- <https://www.topmarks.co.uk/learning-to-count/gingerbread-man-game> (matching, counting, ordering)
- <https://www.ictgames.com/mobilePage/hfwBingo/index.html> (high frequency word bingo reading phase 3 or phase 3 words)
- <https://www.ictgames.com/mobilePage/bingoOriginal/index.html> (bingo phase 3 and phase 3)
- <https://www.ictgames.com/mobilePage/viking/index.html> (spelling words)
- <https://www.ictgames.com/mobilePage/countingCaterpillar/index.html> (ordering numbers)
- <https://www.ictgames.com/mobilePage/hundredHunt/> (hundred hunt)
- <https://www.primarygames.co.uk/pg2/splat/splatsq100.html> (splat the 100)
- <https://www.topmarks.co.uk/maths-games/3-5-years/counting> (counting, ordering/sequencing/shape games)
- [https://www.oxfordowl.co.uk/for-home/find-a-book/library-page/?view=image&query=&type=book&age\\_group=Age+4-5&level=&level\\_select=&book\\_type=&series=#](https://www.oxfordowl.co.uk/for-home/find-a-book/library-page/?view=image&query=&type=book&age_group=Age+4-5&level=&level_select=&book_type=&series=#) (ebooks)
- <http://www.pobble365.com/> (talk about the picture of the day)
- [www.twinkl.co.uk](http://www.twinkl.co.uk) (resources you can download)
- <https://www.teachyourmonstertoread.com/> (phonics and reading game)



## Ideas for home learning

- Read reading scheme book.
- Making playdough - 2 cups flour, 2 tablespoons cream of tartar, 1 cup of salt, 2 tablespoons of oil, food colouring and 2 cups of boiling water. Mix together to create your own playdough.
- Play a game of snap/pairs.
- Junk modelling - using cardboard boxes what can they create. Can they write a label for their model.
- Building with bricks, lego, duplo - can they then write a label for their model.
- Planting seeds and watching them grow - write about what you can see.
- Work on next steps from parents evening.
- Create your own clock to tell the time.
- Find a picture and write a sentence.
- Research topic about minibeasts ready for our next topic.

## Day Six

Learning Objective: To create your own invitation



# Ahoy there matey!

*You are invited to my birthday party!*

Sailor: \_\_\_\_\_

Ship Sails on: \_\_\_\_\_ at \_\_\_\_\_

Port: \_\_\_\_\_


\_\_\_\_\_

From: \_\_\_\_\_

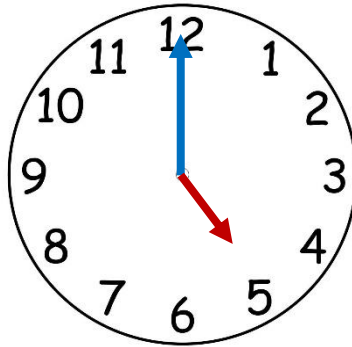
RSVP: \_\_\_\_\_

or send a message in a bottle using the slip below.

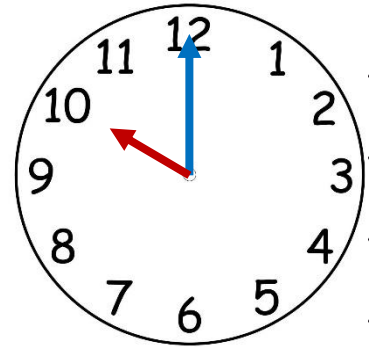
Learning Objective: Maths - To tell the time.




\_\_\_ o'clock




\_\_\_ o'clock



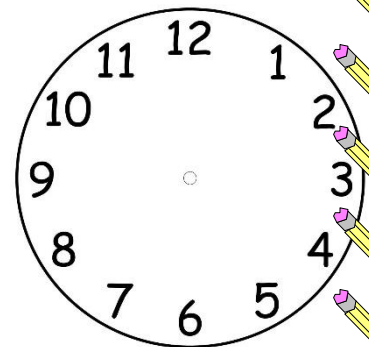
\_\_\_ o'clock



1 o'clock



4 o'clock



8 o'clock

Challenge - To create your own watch or clock.

# Day Seven

Learning Objective: To write a book review

## My Book Review

Title: \_\_\_\_\_

Author: \_\_\_\_\_

Did you like the book?

Rate the book by colouring in the stars.



What was your favourite part?

---

---

---

Draw your favourite scene from the book.

A large, empty rectangular box with a black border, intended for a student to draw their favorite scene from the book.

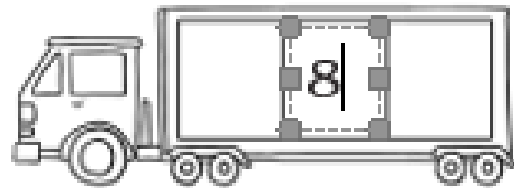
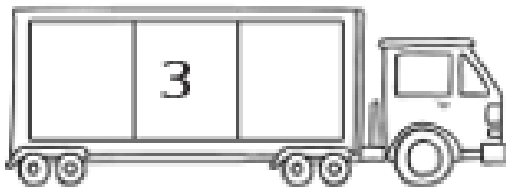


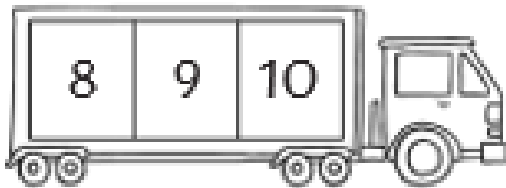
Learning Objective: Maths - To find one more, one less than a number.



# One More, One Less

## Number Writing Sheet

Write the numbers that come before and after.





# Day Eight

Learning Objective: To use phonic knowledge to write a sentence



---

---

---

---



Learning Objective: Maths - to count the pennies to find the cost of the ice cream?

## How Much Do the Ice Creams Cost?

How much does each ice cream cost? Look at the coins and write the total amount in the circle.



# How Much Do the Ice Creams Cost?


How much does each ice cream cost? Look at the coins and write the total amount in the circle.



## Day Nine

Learning Objective: To use phonic knowledge to write about Spring

# In the spring I see...



---

---

---

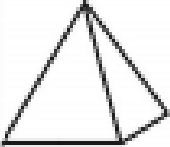








www.twinkl.co.uk  
Copyright Material

Learning Objective: Maths - To find the 3d shapes around your home

## 3D Shape Hunt

Use a tally to count the shapes you see.

Shape	Tally
	
	
	
	
	
	
	

Which shape did you see the most?

Which shape did you see least?



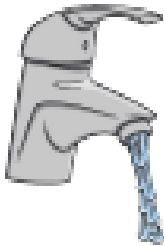
# Day Ten

Learning Objective: To use phonic knowledge to write the words

## CVC Words

Look

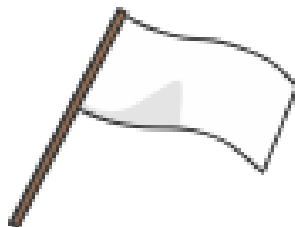


Write



# CCVC Words


Look

Write




Learning Objective: Maths - To place half the spots on each side


## Ladybird Halving to 10



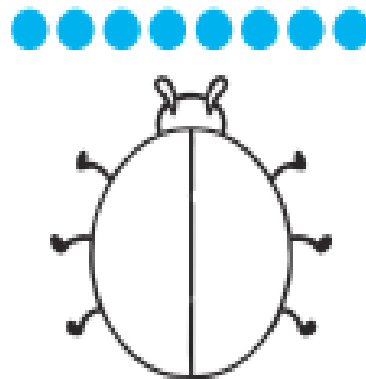
Half of 2 is \_\_\_\_\_



Half of 4 is \_\_\_\_\_



Half of 6 is \_\_\_\_\_



Half of 8 is \_\_\_\_\_



Half of 10 is \_\_\_\_\_