




Key Stage 2 Weekly Learning

Year 5 Pine and Fir	Theme: Rio De Janerio Science: Life Cycles and Metamorphosis	Week beginning: 27/4/2020
Daily Activities		
Wake up & Shake up	Exercise with Joe Wicks (online videos), go for a walk, run or dance. Don't forget the Daily Mile- how many laps of your garden is a mile?	
Reading - 10- 20 mins	Continue to enjoy reading book from home, school or online. Can you create your own book or questions to write about the book you have been reading? Complete the "Take 5" comprehension sheet, using good quality reading comprehension techniques.	
Maths- 20- 30 mins	Use a Maths website to practise Year 5 scaling, telling the time, reading time tables for buses, trains and cooking as well as continuing to work on your addition, subtraction, multiplication and division skills. Log on to Mathletics/Prodigy or practice a key skill from the box below	
BREAK	Eat a healthy snack, exercise or relax with some mindfulness. Take some time to reflect on your morning.	
Times Tables- 10 - 15 mins	Log on to Time Tables Rock Stars or a similar Maths website to practise your tables.	
Spelling- 5 - 10 mins	Choose 10 Common Exception Words from the list below to practise this week. What are the definitions of each one? Then write 10 creative sentence using each spelling in turn.	
Handwriting- 5 - 10 mins	Use your book to practise your 10 spellings. Make sure it's neat, joined and on the line. Or you can practice the words from our Rio Word Bank-see below	
Writing- 15 - 20 mins	We have a new topic this half term. We are going to create a Case Study all about Rio De Janerio and compare it to the UK. This topic will have strong geographical links and some history links. Using the research, you collected last week- choose 3 of your favourite sections and write your notes up into a detailed paragraph. Remember to include lots of facts and did you know boxes.	
Homework Menu	Have a look at our new themes this half term. Which ones will you choose to complete. If you can think of any of your own, then let us know and we can share them with the others. How many different tasks can you complete?	

These are the Key Skills that we are teaching in Year 5. They are the skills we work with across the school year. Please continue to help and support your child at home with their learning and choose any of these key skills. Some of these will change from week to week and it is important to try and do some different one's every time.

Key Mathematical skills	Key Reading skills	Key Writing skills
<ul style="list-style-type: none"> • Times tables up to 12x12 • Knowing the multiplication and division facts fluently • Add and subtracting numbers with more than 4 digit • Multiplying 3/2-digit numbers by 1digit numbers • Converting different metric units eg g ,Kg, cm, M, ml, L, p to £ • Telling the time to the nearest minute. • Reading a range of time tables to find start and finish times 	<ul style="list-style-type: none"> • Use phonics to decode new words. • Summarise what has been read • Predicting what will come next • Sharing opinions using the text • Retrieving facts • Identify the meaning of new words • Make comparisons between two different pieces of information • To arrange facts into chronological order • To use a spelling aid to identify meanings and definitions of new words. • Can you read the start of a new book and then predict what might 	<ul style="list-style-type: none"> • Capital letters at the start of a sentence and for proper nouns • Neat, joined handwriting • Conjunctions to join ideas (and/but/so/because/which) • Adjectives to describe • Using past or present tense • Using 1st person (I) or 3rd person (he/she/they) • Adverbs (then/next/after) • Prepositions (below/in front of/under) • Use of bullet points, sub headings and paragraphs

<ul style="list-style-type: none"> Number of seconds in a minute, minutes in an hour, hours in a day, days in a month, months in a year. 	<p>happen next? Was your prediction correct?</p> <ul style="list-style-type: none"> Identify key words and clues that show the emotions that different characters might be feeling. 	<ul style="list-style-type: none"> Use of diagrams and images to help support the writing.
---	--	---

Weekly Activities	
<p>Geography</p> <p>Our theme this term is Rio De Janerio. Rio is famous for many things, sculptures and breath taking views but also the Carnival. What do you know about Carnivals/Parades? As a family have an idea collecting session writing your ideas down. Research the carnival in Rio. What do they celebrate? When is it? An amazing fact is that every neighbourhood presents their own unique dance and costumes and joins the main parade. Describe the colours and themes and emotions of the performers and the spectators.</p> <p>Next compare this carnival/parade with the New Year's Day Parade in London. What are the similarities and differences between them? Are there any common themes or performances? Record your findings in a mind-map or through a comparing chart.</p> <p>Don't forget to include some more amazing facts and Did You Know statements. Which event would you rather attend?</p>	<p>Science</p> <p>Our Science theme this term is Life Cycles. All animals and insects going through a life cycle, each one with a different number of stages. This process is also called Metamorphosis. What is Metamorphosis? Are there different types? Find out what Metamorphosis is and what different types there are. What are the differences between each one? Which insects follow which one? Once you have identified the different types of Metamorphosis- Choose an insect for each one and explain the changes that they go through. What are the similarities and differences between them? Go out into your garden or when you take your dog for a walk-can you find any of these insects that have been through a complete or incomplete stage of metamorphosis? Keep an insect diary or send me a picture of the ones you find. Explain to a family member what you have learnt this week. Did anything surprise you?</p>
<p>RE</p> <p>This term in RE we are learning about the Key Roles of Leaders in a variety of Religions. We will explore: Christianity, Hinduism, Islam, Buddhism and Sikhism. Within each religion is a Leader who has key roles and responsibilities surrounding their Holy Book. They also provide a sources of wisdom, stories and guidance on the way we live.</p> <p>What is wisdom?</p> <p>Discuss this with your family. Share your views and ideas.</p> <p>This week you will explore the religion Hinduism. Who is the Key Leader?</p> <p>What Holy Text do they use?</p> <p>Do they wear any interesting clothes or items?</p> <p>Where is their Holy Place of Worship? What is it like?</p> <p>Research one of the stories that they would tell others and re-write it in your own words. You can do this through pictures, Comic Strip, drama or song or simply write it down on the page.</p> <p>You can draw a picture or decorate your page. I would love to hear these traditional stories.</p>	<p>Art</p> <p>To link with the topic of Rio and this week's focus is on the carnival. Your task this week is to design and where possible make your very own headdress to wear at the carnival. Think about the colours and textures that you would use. Have a look at some examples and choose items that would be found locally in Rio. Are you going to represent an animal? You can also design you own costume to match your headdress. Perhaps you could record yourself walking down the catwalk wearing your creations and share them with us. We would really love to see your amazing creations. Ask an adult to Tweet them @MsBowderyCTS1 @MissMonCTS1 or send them via email-address is on the website.</p> 

Jigsaw

Our Jigsaw theme this term is Relationships.

Share with your family what Jigsaw is in class.

The first task this term is to think about all the different people around you who you can talk to either on the phone or text or via email? What sort of things would you talk to them about? Create a list of safe people. Then think about who might not be safe for you to talk to? Where would these people be? Online, in the streets. Remember that when you are playing online you need to ensure that you know who it is that you are talking to and that you are safe. Your task is to create a poster or leaflet to inform other children how to be safe online and about the risks and dangers of talking to people that you don't know. Who can they talk to if they are worried or scared? Who can they report these people to?

Remember that playing games and being online can have positive and negative effects on people and their confidence and self-esteem. What can you do if you are feeling worried or scared?

Ensure that your information poster is bright and full of information- don't forget charities who can help- NSPCC Childline.

I would love to see your amazing creations.

Extra Activities for the Half Term

Have a go at these different creative tasks. You can present the work in any way you choose. Why not trying one a week?

Ask an adult to take a picture and email it to us or post it on Twitter- We would LOVE to see your amazing creations.

-Find a timetable for a bus, cinema, tv schedule or create your own. Remember it needs a start time, finish time and duration. Stick in onto a piece of paper and write 10 questions of your choice for a family member to answer.

Challenge: Can you include a question that will need a time conversion?

-Research a traditional dish served in Rio and have a go at making your own? What different ingredients would you need? What different colours of foods and flavours do they use? Write down the recipe and take a picture of your food. I would love to see it.

- Create a poster with a powerful statement to encourage athletes to sign up for the Olympic Games in Rio. Remember it needs to have a catchy slogan and lots of bright colours and interesting facts. Can you persuade them?

- Write an information poster to show at least 5 different animals that are native to Rio De Janeiro. Remember to include lots of interesting facts and a picture.

- Create a comparison chart to show the differences between England and Rio. How is the climate different? The weather, the population? Where would you rather live? England or Rio? Why would you choose this country. Present your information in any way of your choice.

-Choose a religion of your choice and research a traditional story. Re write the story in your own words and make it as creative as you choose. Why did you choose this story? Is there a moral or a message that is important in it?

- Make a collage of the different stages in a life cycle- which one will you choose? Remember to label each stage.

-Choose your favourite sport from the Olympic Games. Complete a case study about a famous athlete who competes. EG 100m Sprint Usain Bolt. Remember to include facts and a picture.

- Create a leaflet or a holiday brochure encouraging people to visit Rio De Janeiro. What important information would you need to include? What activities could they do and what important sights would they see?

I can identify the Similarities and Differences between two different Carnivals/ Parades

Choose the different sub-headings to put down the side and then complete the boxes under the right location. You can choose with categories you want to compare.

For Example: Costumes, Music, Location, Themes, is anyone famous there?

[illegible]

Spelling Key Words List

accommodate	category	determined	forty	marvellous	programme	soldier
accompany	cemetery	develop	frequently	mischievous	pronunciation	stomach
according	committee	dictionary	government	muscle	queue	sufficient
achieve	communicate	disastrous	guarantee	necessary	recognise	suggest
aggressive	community	embarrass	harass	neighbour	recommend	symbol
amateur	competition	environment	hindrance	nuisance	relevant	system
ancient	conscience	equipment	identity	occupy	restaurant	temperature
apparent	conscious	equipped	immediate	occur	rhyme	thorough
appreciate	controversy	especially	immediately	opportunity	rhythm	twelfth
attached	convenience	exaggerate	individual	parliament	sacrifice	variety
available	correspond	excellent	interfere	persuade	secretary	vegetable
average	criticise	existence	interrupt	physical	shoulder	vehicle
awkward	curiosity	explanation	language	prejudice	signature	yacht
bargain	definite	familiar	leisure	privilege	sincere	
bruise	desperate	foreign	lightning	profession	sincerely	

Rio De Janerio Key Words List

Here's a few key words can you add anymore? What does each word mean?

<u>Word</u>	<u>Definition</u>	<u>Word</u>	<u>Definition</u>
Centavos			
Carnival			
Feijoada			
coastline			
tropical			
terrain			


Take 5: Ideas for Independent/Home Learning

Floodland by Marcus Sedgwick (Orion)

1. Explore it

Look at this image from the opening of the novel:

- What do you notice about this image? What can you see in the picture? Where might it be?
- What do you like about the image? What don't you like? Does it remind you of anything you have seen before, in real life or in other books, or on TV and in film? Do you have any questions about the image?
- What do you think about the word 'before' that accompanies this image? What do you think this refers to? What does this make you think about? How does this connect to the ideas you have about the story?
- Why do you think the novel opens with this image? What does this suggest to you about the story that will unfold? What impression is made on you by this image? From whose viewpoint may this image be taken?
- Now look at the front cover and title of the book. What does this make you think about? What is a flood? What do you think the title, Floodland means? How does this relate to the image you have looked at? Does it confirm or challenge any of the initial ideas you had?



before

2. Illustrate it

Read the opening to this novel:

'Zoe ran. Harder than she had ever run in her life. Her feet pounded through the deserted streets of derelict buildings. Somewhere, not far behind, she could hear the gang coming after her. It felt as if her heart would burst, but she didn't slow down. She'd been planning to leave the island for a long time, but had been putting it off. It was a big decision to set out to sea in a tiny rowing boat. Now she had no choice.'

Before, no one had bothered her. Zoe was a loner. Most of the people left on Norwich hung around together in groups. But she preferred to be on her own. It was safer that way, because you never knew whom you could trust. Somehow, someone had found out about the boat she'd been hiding. A boat was an escape route, a way to get away from Norwich, which got smaller every year, as the sea kept on rising. It didn't matter that there could only be room for two people at most in her boat. Others had joined in the chase, and now a mob of about fifteen people was hot on her heels. There was only one way out; to get to her boat before they got to her.'

Re-read the passage, or ask someone to read it to you, or maybe record it for yourself so you can play it over again. What do you feel or think when you read or hear this?

After you have read the extract a few times, think about what you can see in your imagination – people, places, objects or events, whatever stood out most to you. Then take a pen or pencil and a bit of scrap paper. You can use the back of an old envelope, letter or cereal packet; whatever is to hand if you don't have paper. Draw what you see in your imagination; anything that captures the place and the mood of this story opening. Remember, everyone has their own ideas and imagines things their own way. This is a good thing!

Add to your illustration any words and phrases that have helped you make your picture, which might come from the passage or from your own imagination.

3. Talk about it

- Think about the text again. How has the author created a sense of drama and intrigue in this opening? What do you notice about the way in which the paragraphs are structured? What is the impact of the mix of long and short sentences? How do these make you feel?
- How did you imagine the events as you read the passage? What helped you to imagine this? Does it remind you of anything you have read before? Or anything you may have watched? What do you predict will happen in the story?
- Think about the adjectives used by the author to describe the place, '*deserted*' and '*derelict*'. What do these mean? Use a dictionary to look these up or an online dictionary, such as: <https://www.oxfordlearnersdictionaries.com/>. What do these words make you think about this place?
- Now think about the text and the illustration together. Was this what you expected to accompany this picture?

4. Imagine it

Think about this line in the text: ***A boat was an escape route, a way to get away from Norwich, which got smaller every year, as the sea kept on rising.***

Have a look at the map of Norwich below. Does it make sense, given what you can see, that Zoe would need a boat to escape Norwich? Why do you think she refers to Norwich as an Island? What does this suggest to you about what has happened in the book?

Looking at this map, what do you notice about the geography of this location? Can you imagine what could have happened to the sea levels to create such devastation that Norwich has become surrounded by water?



5. Create it

Marcus Sedgwick was inspired to write this novel in response to climate change.

Can you plan some small ways in which you can help prevent climate change? For example, record what items you use on a daily basis that use single use plastic such as a plastic cup. Can you think about possible alternatives that you could use instead? Are there other ways in which you can reduce, reuse or recycle the items you use on a daily basis to limit your impact on the planet? Once you have discovered these you may want to share these ideas with other people you know.

Rio de Janeiro

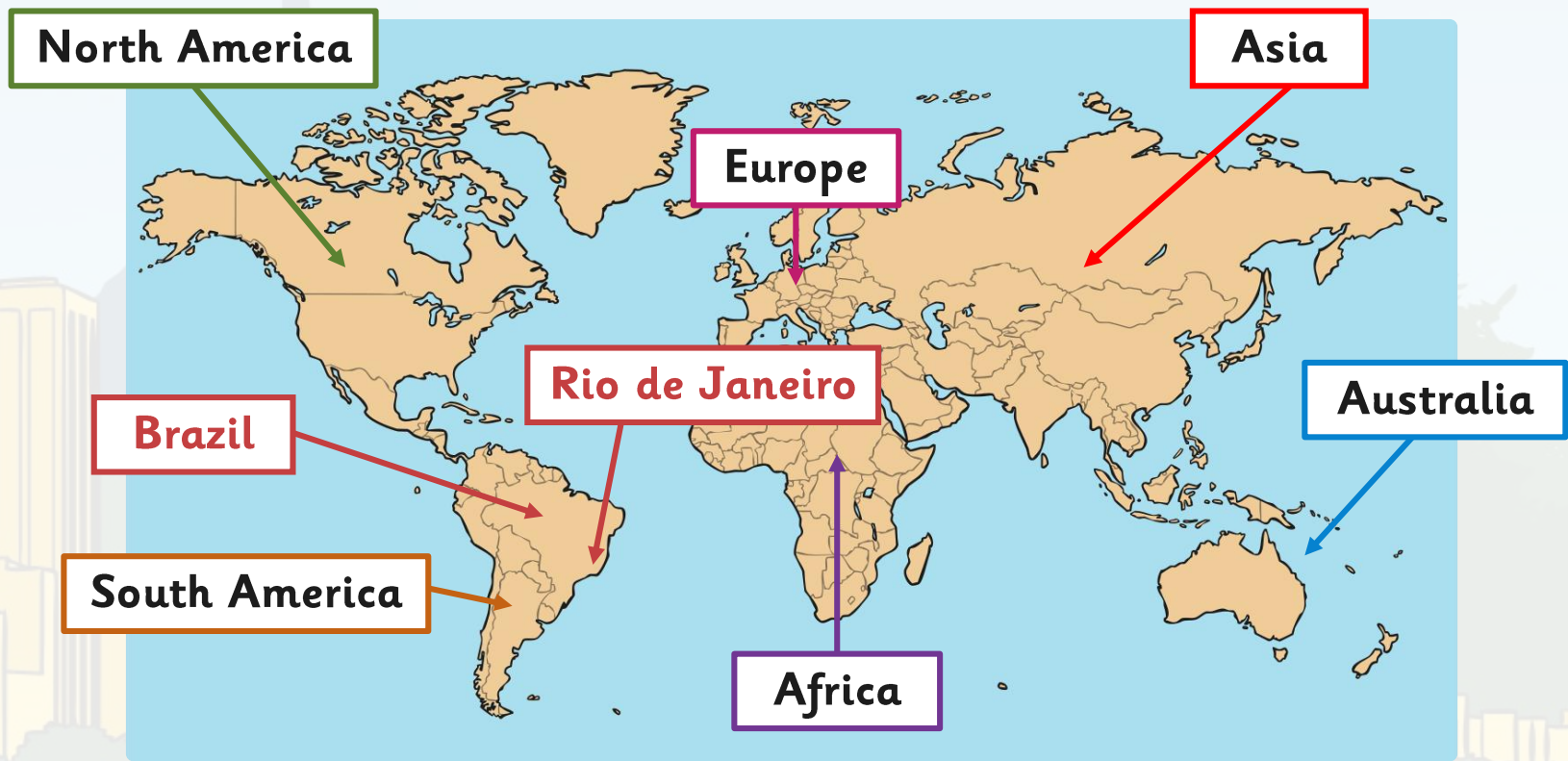


Rio de Janeiro



Where is Rio de Janeiro?

Rio de Janeiro is the second largest city in the country called Brazil. Brazil can be found in the continent of South America.



History

Rio de Janeiro was first discovered by the Portuguese on 22nd April 1500.





Landmarks of Rio de Janeiro

Christ the Redeemer Statue in Tijuca Forest

The statue of Christ the Redeemer is a religious statue which can be found on the top of Corcovado Mountain. It is a 30 metre tall statue of Jesus Christ with his arms stretched out embracing the city and has been there since 1931.



Sugarloaf Mountain in Guanabara Bay

Sugarloaf Mountain is one of the world's most famous natural landmarks. The name comes from the mountain's resemblance to a sugarloaf. The top can be reached by cable cars and an amazing view across the city and bay can be seen from there.



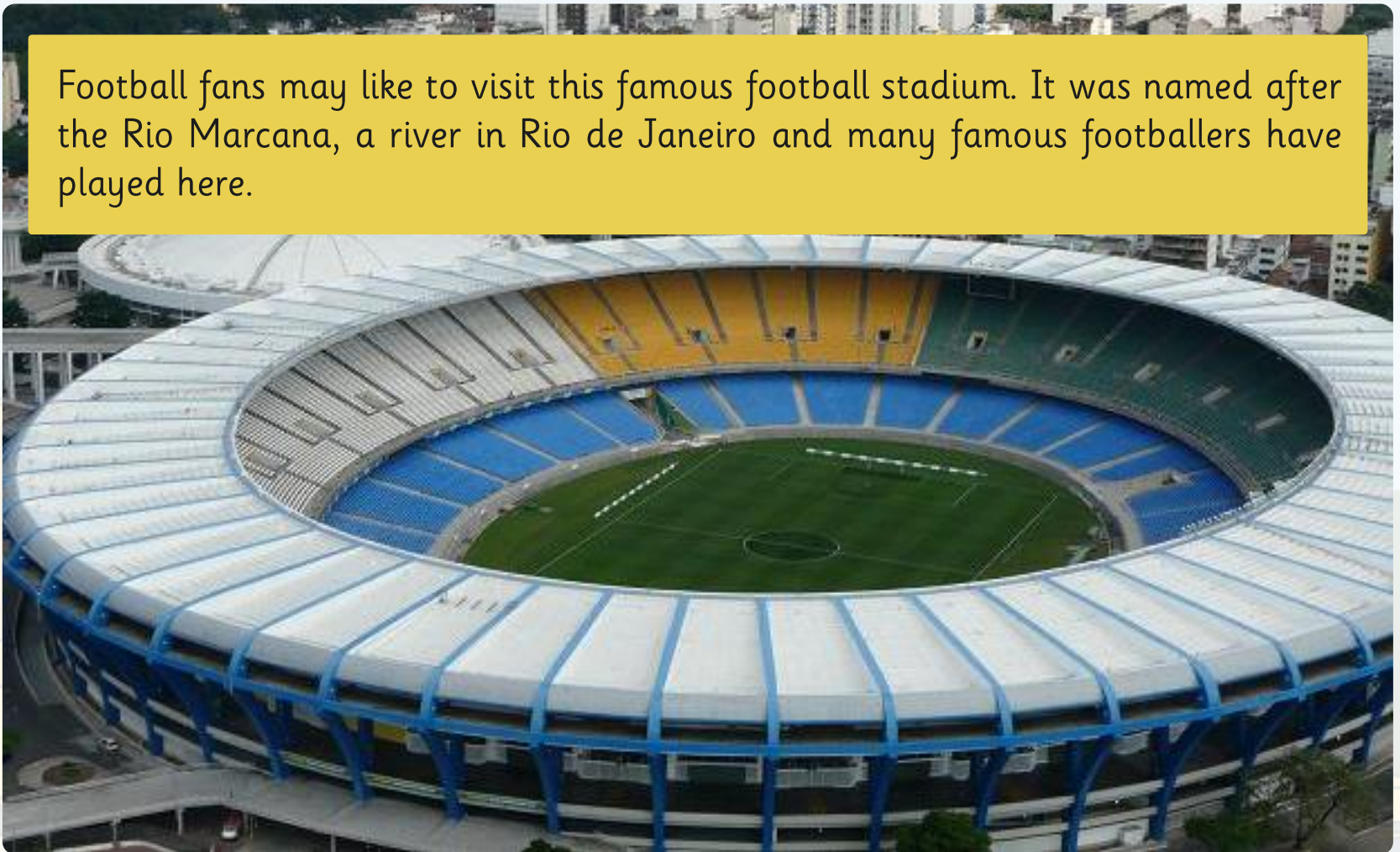
Copacabana Beach



Located in Zona Sul, Copacabana Beach is one of the most famous and most beautiful beaches in the world. It is 4km long.

Maracana Stadium

Football fans may like to visit this famous football stadium. It was named after the Rio Marcana, a river in Rio de Janeiro and many famous footballers have played here.




Theatro Municipal



Food

- **Feijoada** is a traditional dish made with meat and black beans. It is usually served in Rio on Wednesdays and Saturdays.
- A local favourite is **feijao com arroz** or beans and rice.
- **Tutu a Mineira** is made with flour and bean paste and is served in all traditional Brazilian restaurants.
- **Polenta, couve** and **bisteca** can all be found on the menu of local restaurants.
- **Salgadinhos** usually consist of cheese bread, chicken croquettes, meat cakes, pasteis and empanadas.
- Sweets include **cuscuz branco**, tapioca with sugar and coconut milk and pao de mel a honey cake covered in chocolate.



Feijoada



Tutu a Mineira



Carnival

Rio de Janeiro is famous for its carnival. Even though carnivals are celebrated all around the country, Rio is known as the capital of carnival. The carnival lasts for three days. During that time, Rio is filled with dancing, music, singing and lots of street parades showcasing colourful costumed dancers performing the samba.





All about Brazilian Carnivals



twinkl

Facts about Brazil

Brazil is in South America. The capital city of Brazil is Brasilia.
The most common language in Brazil is Portuguese.



This is the flag of Brazil.

Brazilian Carnivals

(Carnaval do Brasil)

A carnival is a big festival where there is a lot of music, dancing and people dressing in colourful costumes.

The carnivals in Brazil are famous for the amazing costumes.

The carnival takes place during Lent and begins on the Friday before Ash Wednesday. It can last for four days. Thousands of people go to see the carnivals.



Fact

Lent lasts for 40 days from Ash Wednesday until Easter Sunday.

Image courtesy of Prefeitura de Olinda (@flickr.com) under the creative commons licence.

Music

Brazilian carnivals are fun and an experience of the culture. Samba music is played. Samba originally came from Rio de Janeiro, a city in Brazil.



This is the Samba Parade in Rio de Janeiro.

The Sambódromo

The Sambódromo is a special avenue which was built just for the Carnival de Rio. This is where the Samba Parade takes place.



Image courtesy of PeterWright (@flickr.com) under the creative commons licence.

The Parade

The parade involves people and floats. A float is a huge platform on the back of a truck. It is decorated. Sometimes there is a theme or they are in the style of an animal or character.



Image courtesy of IanWright23, SimonJames, CLF1 (@flickr.com) under the creative commons licence.

Costumes

The costumes are bold and brightly coloured. They often have fancy masks. People spend a long time getting everything just right.

What do think about these costumes?



Image courtesy of Johnl, Liam Jones, FeeJackson (@flkr.com) under the creative commons licence.

Other Carnivals

Many countries hold carnivals. Some are a celebration, others are to get people to support different causes. In the UK there are many carnivals.



Leeds Carnival



Notting Hill
Carnival, London



Carnival in
Tenerife, Spain

Image courtesy of CarnivalPhotography, FunandFun1, JosephsCamera (@flickr.com) under the creative commons licence.



Y5 Spanish Home Learning Spanish - Week 2 Summer 1 (27.04.20)

We have learnt lots of Geography and History about Gijon and Watford.

Think of one thing that is similar about Gijon and Watford and one thing that is different about them. Write a description or draw/paint a poster that explains the similarities and differences. This is the sort of work that we could include in our cultural shoebox project.