

# My Home Learning Journal

Week 12 - 29<sup>th</sup> June

By

---

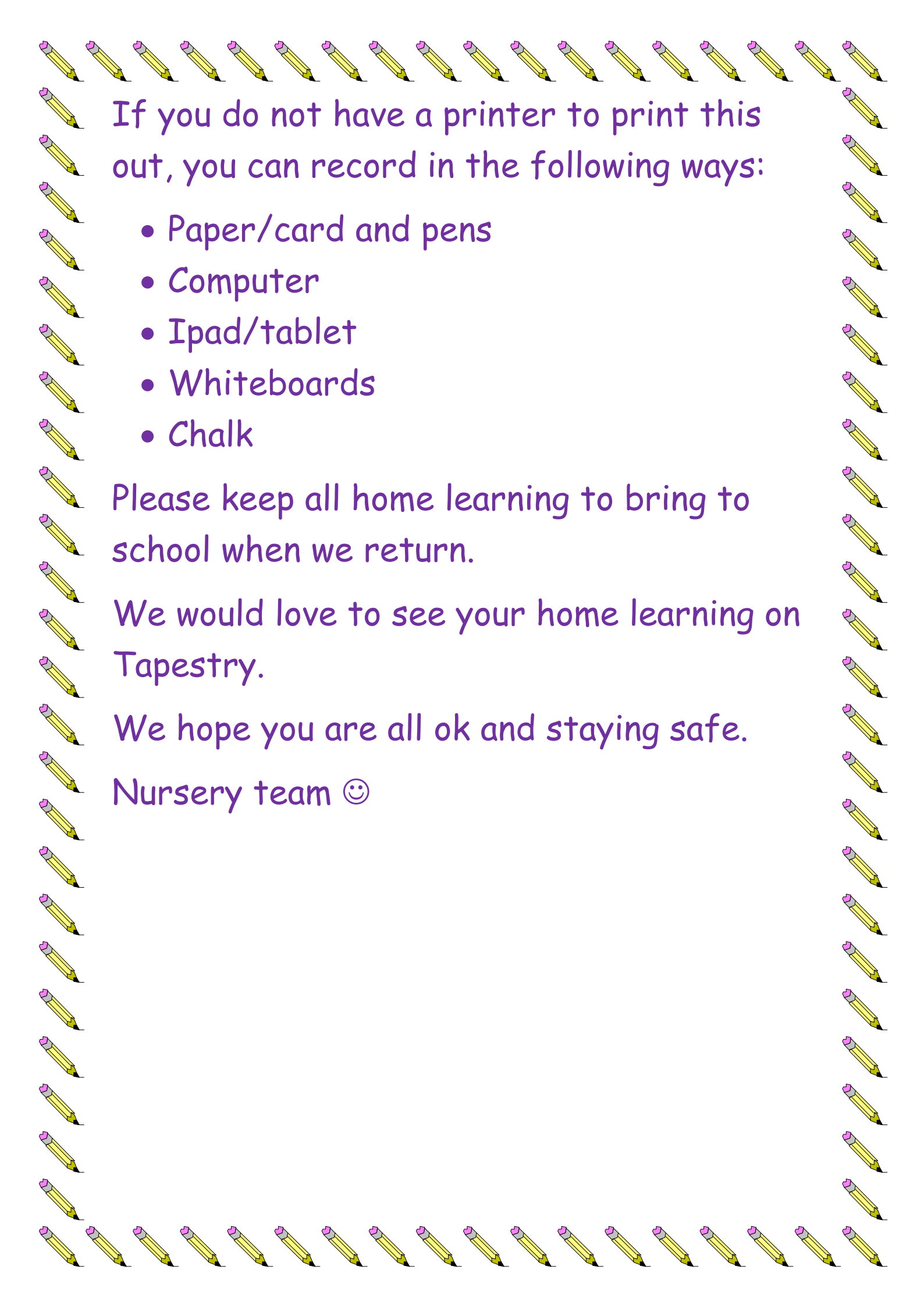
((Draw a picture of your favourite pet))





## Websites to use at home

- [www.phonicsplay.co.uk](http://www.phonicsplay.co.uk) (use the free phonics play and use phase and 3 games depending on their phonic group)
- <https://www.topmarks.co.uk/learning-to-count/gingerbread-man-game> (matching, counting, ordering)
- <https://www.ictgames.com/mobilePage/hfwBingo/index.html> (high frequency word bingo reading phase 3 or phase 3 words)
- <https://www.ictgames.com/mobilePage/bingoOriginal/index.html> (bingo phase 3 and phase 3)
- <https://www.ictgames.com/mobilePage/viking/index.html> (spelling words)
- <https://www.ictgames.com/mobilePage/countingCaterpillar/index.html> (ordering numbers)
- <https://www.ictgames.com/mobilePage/hundredHunt/> (hundred hunt)
- <https://www.primarygames.co.uk/pg2/splat/splatsq100.html> (splat the 100)
- <https://www.topmarks.co.uk/maths-games/3-5-years/counting> (counting, ordering/sequencing/shape games)
- <http://www.pobble365.com/> (talk about the picture of the day)
- [www.twinkl.co.uk](http://www.twinkl.co.uk) (resources you can download)
- <https://www.teachyourmonstertoread.com/> (phonics and reading game)
- <https://uk.ixl.com/> (all areas of learning)  
<https://www.phonicsplay.co.uk/> (phonics)  
Username: march20 password: home
- [https://www.oxfordowl.co.uk/for-home/find-a-book/library-page/?view=image&query=&type=book&age\\_group=Age+4-5&level=&level\\_select=&book\\_type=&series=#](https://www.oxfordowl.co.uk/for-home/find-a-book/library-page/?view=image&query=&type=book&age_group=Age+4-5&level=&level_select=&book_type=&series=#) (ebooks)



If you do not have a printer to print this out, you can record in the following ways:

- Paper/card and pens
- Computer
- Ipad/tablet
- Whiteboards
- Chalk

Please keep all home learning to bring to school when we return.

We would love to see your home learning on Tapestry.

We hope you are all ok and staying safe.

Nursery team 😊

# Day One

## Learning Objective: Phonics/Mark making/Maths

Find things around your house/garden that begin with the 'd' sound. Practice saying the 'd' sound with the Jolly phonics action. Trace the letter that makes the 'd' sound up in the air, on the floor, in your palm, on each other's back. (this will be a bit tickly). Then try to write the letter 'd' on a paper, this is a bit tricky, so use the letter formation sheets at the end.

Challenge: How many objects starting with the 'd' sound did you find?  
Try to write the number using the number formation sheet.

door



dress



doll



desk



dinosaur (toy)



dice



dustpan




d

(Tune: This Old Man Track 12)

See me play on my drum.  
Playing drums is lots of fun,  
with a /d/-/d/-/d/-/d/  
/d/-/d/-/d/-/d/-/d/.  
See me play upon my drum!




Action: Beat your hands up and down, as if you are playing a drum, and say d, d, d.



### Number Formation

Can you trace the numbers?



## Day Two

**Learning Objective: Understanding of the World/Mark making**

Listen to or watch the video about 'People who help us'. Try to guess who can help you in different stations.



People who help us  
jobs uk play and learn

Link to watch the video:

<https://www.youtube.com/watch?v=5uTOOQDEMLI>



Challenge: Draw your favourite of the 'People who help us'. Can you write the initial sound of your favourite 'People who help us' name?



## Day Three

**Learning Objective: PD (Physical development)/EAD (Expressive arts and design).**

Watch the 'People who help us' song and try to join in with singing and actions. Use the tune of 'The wheels on the bus' song.

<https://www.youtube.com/watch?v=M8Psza6N2Os>

The teacher in the class says  
'read with me,  
read with me,  
read with me.'

The teacher in the class says  
'read with me,  
read with me!'

The doctor in the ward says  
'there, there, there.'  
there, there, there  
there, there, there.'

The doctor in the ward says  
'there, there, there  
there, there, there!'

The dentist in the mask says  
'open wide,  
open wide,  
open wide.'

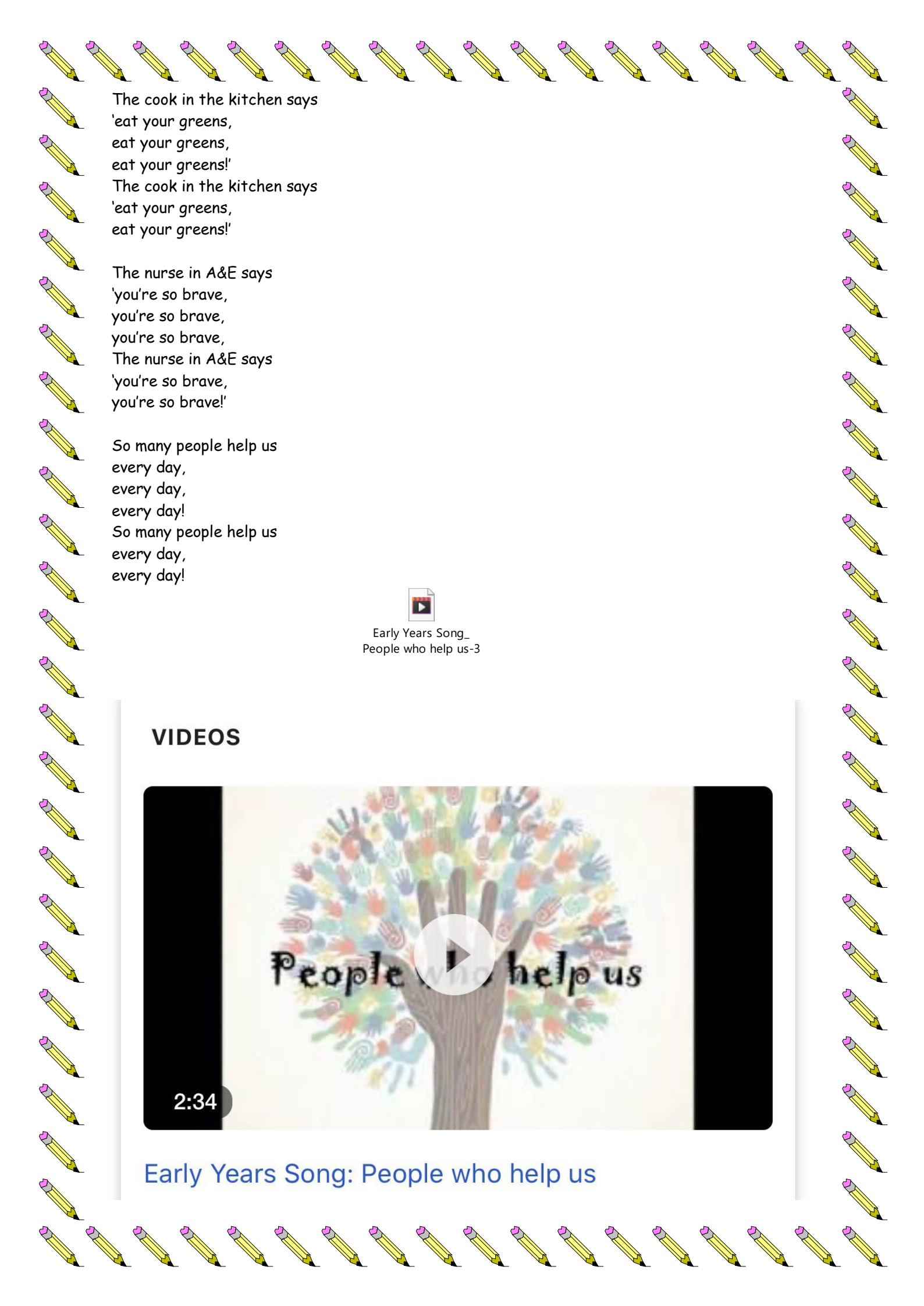
The dentist in the mask says  
'open wide,  
open wide!'

The lollipop man says  
'you can cross,  
you can cross,  
you can cross.'

The lollipop man says  
'you can cross,  
you can cross!'

The cleaner in the school says  
'what a mess!  
what a mess!  
what a mess!'

The cleaner in the school says  
'what a mess!  
what a mess!'



The cook in the kitchen says  
'eat your greens,  
eat your greens,  
eat your greens!'  
The cook in the kitchen says  
'eat your greens,  
eat your greens!'

The nurse in A&E says  
'you're so brave,  
you're so brave,  
you're so brave,  
The nurse in A&E says  
'you're so brave,  
you're so brave!'

So many people help us  
every day,  
every day,  
every day!  
So many people help us  
every day,  
every day!



Early Years Song\_  
People who help us-3

## VIDEOS



Early Years Song: People who help us

## Day Four

**Learning Objective: Maths/To compare two groups of objects, saying when they have the same amount.**

Give your child two plates/sheets of paper and some objects that you have in the house such as apples, oranges, spoons, sticks, bottle lids, etc. Then encourage your child to put the same number of objects on each plate/sheet of paper. Ask your child to check that as they count the objects.

How many objects do you have on the plate?

Are they the same amount as the objects on the other plate?

How many are they altogether? Can you write the number that matches the amount?





# Day Five

**Learning Objective: Show and Tell/ Communication and language/Mark making**


Find your favourite toy to show your family. What is your toy's name? What colour is it? What does it look like? What does it feel like? What is it made of? Why do you like it best?

Challenge: Can you draw a picture of your teddy? Can you write your teddy's name?

*Example: This is Ted. Ted has brown fur and has two fluffy ears. He has two beady eyes and a black shiny nose. Ted has got pink paws.*


























As this will be an activity every Friday, please choose a different toy, or it can be anything that you want to use for your Show and tell. 😊





























Here is a sound mat to help you.

### My Phase 2 Sound Mat

s 	a 	t 	p 	i 	n 	m 	d 
g 	o 	c 	k 	ck 	e 	u 	r 
h 	b 	f 	ff 	l 	ll 	ss 	


twinkl visit [twinkl.com](https://www.twinkl.com)

### My Alphabet Mat

a 	b 	c 	d 	e 	f 	g 	h 	i 
j 	k 	l 	m 	n 	o 	p 	q 	r 
s 	t 	u 	v 	w 	x 	y 	z 	

twinkl visit [twinkl.com](https://www.twinkl.com)

## Phase 2 Graphemes Letter Formation



twinkl

visit [twinkl.com](https://www.twinkl.com)



## Phase 2 Graphemes Letter Formation

