



Key Stage 2 Weekly Learning

Year 4 Ash and Yew	Theme: Titanic	Week beginning: 23/3/2020
Daily Activities		
Wake up & Shake up	Exercise with Joe Wicks, go for a walk, run or dance.	
Reading - 20 - 30 mins	Read a reading book from home, school or online. Can you write a book review?	
Maths - 30 mins	Choose activities from your workbook to complete. (1 a day)	
BREAK	Eat a snack, exercise or relax with some mindfulness	
Times Tables - 15 - 20 mins	Log on to Time Tables Rock Stars or a similar website to practise your tables.	
Spelling - 15-20 mins	Practise your Common Exception Words using the different strategies. (Given out last week at school)	
Writing - 20-30 mins	1) Write a diary entry describing your first week away from school. How have you been feeling? What have you been doing? Are you missing school yet or are you quite enjoying your home learning? Remember you are literally writing about History that will be taught in schools in the future. You could be writing a primary source of evidence! 2) Choose an activity from your workbook (1 a day)	

Key Mathematical skills	Key Reading skills	Key Writing skills
<ul style="list-style-type: none"> • Times tables to 12x12 • Count in 6's, 7's, 9's, 25's and 1000's • Recognise place value in a 4-digit number. • Order numbers to 1000 • Round a number to the nearest 10, 100 or 1000 • Multiply multiples of 10 and 100. EG: 20 x 3, 400 x7, 20 x30, • Use a written method for addition, subtraction and multiplication (up to 4 digits) 	<ul style="list-style-type: none"> • Use phonic knowledge to decode words • Summarise main points and discuss what has been read. • Retrieve key facts from a text. • Make inferences using evidence from the text. (Eg: I think she is upset or angry because she slammed the door) https://www.onceuponapicture.co.uk/the-collections/the-inference-collection/ is excellent for practising this tricky skill. • Predict what might happen next using clues from the text. 	<ul style="list-style-type: none"> • Capital letters at the start of a sentence and for proper nouns. • Accurately use full stops, ! or ? at the end of a sentence. • Neat, joined handwriting • Use speech marks to punctuate direct speech. • Use the correct tense throughout a piece of writing. • Use 1st and 3rd person correctly. • Use fronted adverbials punctuated with a comma after them. Eg: Later that day, I went to see my friend. Slowly, she crept into the deserted house.

Weekly Activities

<p>History</p> <ul style="list-style-type: none"> • Create a family timeline (pgs 72-73 in your home learning book) <p>OR</p> <ul style="list-style-type: none"> • Create a timeline of your life so far. Eg: birthdays, school, memorable moments. <p>If you wanted to you could also include your hopes and dreams for the future and imagine at what stages in your life you will achieve them.</p>	<p>PSHE</p> <p>3, 2, 1 activity</p> <p>Think about, then write down...</p> <ul style="list-style-type: none"> • 3 things that you have been grateful for today • 2 things you are looking forward to tomorrow • 1 kind thing that you have done/said to someone
<p>Science</p> <p>Choose any of the three activities in your home learning booklet.</p> <p>Or, if you have an investigation or experiment of your own you'd like to try out please use this week to do so.</p>	<p>Art/DT</p> <p>Research, plan and recreate a 1st class room on Titanic. This could be a bedroom, the gym, a restaurant or even the hairdressers. Plan your room on paper then recreate it using any old boxes, cardboard or recycling you may have around the home.</p> <p>This can be completed over the next two weeks.</p>









Year 2 Common Exception Words

after	eye	only
again	fast	parents
any	father	pass
bath	find	past
beautiful	floor	path
because	gold	people
behind	grass	plant
both	great	pretty
break	half	prove
busy	hold	should
child	hour	steak
children	improve	sugar
Christmas	kind	sure
class	last	told
clothes	many	water
could	mind	whole
cold	most	who
door	move	wild
even	Mr	would
every	Mrs	
everybody	old	




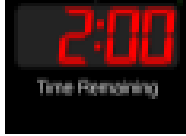



Year 3 and 4 Common Exception Words

Aa	certain	Ff	Kk	Pp	Ss
accident	circle	famous	Knowledge	particular	sentence
accidentally	complete	favourite	Ll	peculiar	separate
actual	consider	February	learn	perhaps	special
actually	continue	forward	length	popular	straight
address	Dd	forwards	library	position	strange
although	decide	fruit	Mm	possess	strength
answer	describe	Gg	material	possession	suppose
appear	different	grammar	medicine	possible	surprise
arrive	difficult	group	mention	potatoes	Tt
Bb	disappear	guard	minute	pressure	therefore
believe	Ee	guide	Nn	probably	though
bicycle	early	Hh	natural	promise	thought
breath	earth	heard	naughty	purpose	through
build	eight	heart	notice	Qq	Vv
busy	eighth	height	Oo	quarter	various
business	enough	history	occasion	question	Ww
Cc	exercise	Ii	occasionally	Rr	weight
calendar	experience	imagine	often	recent	woman
caught	extreme	increase	opposite	regular	women
centre		important	ordinary	reign	
century		interest		remember	
		island			

SPELLING MENU

<p>1. ABC Order</p>  <p>Write all of your spelling words in alphabetical (ABC) order.</p>	<p>2. Word Parts</p> <p>Write your words. Then use a coloured pencil to divide the words into syllables. e.g. jumping caterpillar</p>	<p>3. Other Handed</p> <p>Write each word 5 times, switching the hand you write it with each time. Say the word as you spell it.</p>	<p>4. Vowel Spotlight</p> <p>Write your words using one colour for the vowels and another colour for the consonants. (vowels: a, e, i, o, u)</p>
<p>5. Use Technology</p> <p>Type out your spelling words on the computer. Try to use at least 4 different fonts.</p> 	<p>6. Pyramid Words</p> <p>s sp spe spel spell spelli spelling spelling spelling spelling (or make them boat shaped, star, smiley face, etc.)</p>	<p>7. "Ransom" Words</p> <p>Write your words by cutting letters out of a newspaper or magazine and gluing the letters on a piece of paper to spell your words.</p> 	<p>8. Rainbow Words</p> <p>Write your spelling words with coloured pencils. Make each letter a different colour.</p> 
<p>9. Scrambled Words</p> <p>Write your words. Then write them again with the letters mixed up. Can you unscramble them again the next day? e.g. watch - cwhta</p>	<p>10. Silly Sentences</p> <p>Write 3 or more sentences that use all your spelling words.</p> 	<p>11. Prefixes and Suffixes</p> <p>Underline the prefixes and suffixes in the words you are learning. Make sure you know what they mean. e.g. <u>important</u> <u>happiness</u></p>	<p>12. Word Search</p> <p>Create your own word search with your spellings. Show the answers to your puzzle in a different colour.</p> 
<p>13. Flashcards</p> <p>Make and practice with flashcards. Put the word on one side and definition (meaning) on the other.</p> 	<p>14. Picture & a Story</p> <p>Draw a picture defining each word. Write a sentence about your picture using the word.</p>	<p>15. Words without Vowels</p> <p>Write all of your words replacing vowels with a line. Go back and see if you can fill in the vowels. e.g. q--st--n = question</p>	<p>16. Train Words</p> <p>Write the entire list end-to-end as one long word. Write each new word in a different colour. e.g. trainbackstop</p>
<p>17. Write a Story, Poem or Song with Words</p> <p>Write a story using all your spelling words. Underline the words you used.</p>	<p>18. Bubble Letters</p> <p>Write your spelling words out in bubble writing.</p> 	<p>19. Words Within Words</p> <p>Write each spelling word and then write at least 2 words made from that word. e.g. catch - cat, hat</p>	<p>20. Picture words</p> <p>Draw a picture and hide your spelling words in the picture.</p>

SPELLING MENU

<p>21. Question/Answers</p> <p>Write questions with half of your spelling words. Then use the other half to answer the questions. Underline the words you used.</p> 	<p>22. Riddles</p> <p>Write a riddle for each of your words. Don't forget to answer them.</p> <p>e.g. I am grey. I have a trunk and big ears. Answer: elephant.</p> 	<p>23. Crossword Puzzle</p> <p>Make a crossword puzzle with your spelling. Show the answers to your puzzle.</p> 	<p>24. Rhyming Words</p> <p>Write your spelling words out with a rhyming word next to them. Remember that words do not need to have the same spelling pattern to rhyme. e.g. men and again</p>
<p>25. Homophones</p> <p>Can you find any homophones which go with your spelling words? What do they mean? e.g. wear and where, to, too and two their, there and they're</p>	<p>26. Writing Race</p> <p>Set a timer for 2 minutes. See how many times you can write each word perfectly during that time.</p> 	<p>27. Code Words</p> <p>Come up with a code for each letter of the alphabet and then write each word in code. e.g. a = a b = + c = =</p>	<p>28 Word Classes</p> <p>Sort your spelling words into word classes - nouns, verbs, adjectives etc. Be careful - some words can be used in more than one category e.g. swimming.</p>
<p>29. Synonyms</p>  <p>Find at least 2 synonyms for each of your spelling words.</p>	<p>30. Antonyms</p> <p>Find an antonym (opposite) for each of your spelling words.</p> 	<p>31. Joker</p> <p>Write jokes containing each of your spelling words.</p> 	<p>32. Backwards Words</p> <p>Write your spelling words forwards and then backwards. Remember to write neatly!</p> <p>BACKWARDS</p>
<p>33. X Words</p> <p>Write 2 words with one letter in common so that they cross over each other. e.g. b r cheese a d</p>	<p>34. Acrostic Poem</p> <p>Write an acrostic poem for your spelling words. See if you can stick to a theme when writing. e.g. sun Sun shines brightly Up in the sky Nice and warm on my face</p>	<p>35. Scrabble</p> <p>In a game of Scrabble, each letter is worth a certain number of points. Write your words and then add the total of the letters. Which of your spelling words has the highest total value?</p> 