



## Key Stage 2 Weekly Learning

<b>Year 4</b> Ash and Yew	<b>Theme:</b> The Great Barrier Reef <b>Science:</b> Living things and their habitats	<b>Week beginning:</b> 04.05.20
<b>Daily Activities</b>		
Wake up & Shake up	Exercise with Joe Wicks, go for a walk, run or dance. Why not try an <b>under the sea themed yoga</b> with Cosmic Kids Yoga: <a href="https://www.youtube.com/watch?v=qC83oFEeVZA">https://www.youtube.com/watch?v=qC83oFEeVZA</a>	
<b>Reading</b> - 20 - 30 mins	Continue to enjoy reading books from home, school or online. We have also added a reading sheet for you to work with. This work is on the book Oliver and the Seawigs by Philip Reeve and Sarah McIntyre. You do not need the book - all the tasks are within the sheets provided. This week focus on task 5.	
<b>Maths</b> - 20 -30 mins	Have a go at the <b>attached Week 3 Maths Challenges</b> . It's a marvellous mix of number work and problem solving! Enjoy and don't forget to share! ☺ <b>BBC Daily bitesize Maths</b> lessons cover a lot of our <b>key objectives</b> . Please take a look. <a href="https://www.bbc.co.uk/bitesize/tags/z63tt39/year-4-and-p5-lessons/1">https://www.bbc.co.uk/bitesize/tags/z63tt39/year-4-and-p5-lessons/1</a>	
BREAK	Eat a snack, exercise or relax with some mindfulness.	
<b>Tues and Thurs @11</b> <b>Story time with your favourite author</b>	Spend some time each week listening to your favourite author reading to you. Here is the link to David Walliams that we thought you would enjoy. <a href="https://www.worldofdavidwalliams.com/elevenses/">https://www.worldofdavidwalliams.com/elevenses/</a>	
<b>Times Tables</b> 15 - 20 mins	Don't forget you can also get moving and grooving while you practise using: <a href="https://www.bbc.co.uk/teach/supermovers/times-table-collection/z4vv6v4">https://www.bbc.co.uk/teach/supermovers/times-table-collection/z4vv6v4</a> Log in to <a href="#">Times Table Rockstars</a> .	
<b>Spelling</b> - 15-20 mins	Practise your Common Exception Words using the different strategies (attached below).	
<b>Writing</b> - 20-30 mins	You may have seen on the news a story about Captain Tom Moore. He is a very inspirational man and has achieved something quite amazing over the last few weeks. Use the attached information to learn all about him and discuss his achievements. Then complete the challenges.	
<b>Our School Value</b>	This term our value is <b>Perseverance</b> . Discuss with your family what this means. Think of ways that you and your family have shown perseverance in the last few weeks. We have added a poster this week that you might like to display in your home to inspire you to persevere!	

These are the Key Skills that we are teaching in Year 4. They are the skills we work on across the school year. Please continue to help and support your child at home with their learning and include these key skills wherever possible and relevant.

<b>Key Mathematical skills</b>	<b>Key Reading skills</b>	<b>Key Writing skills</b>
<ul style="list-style-type: none"> <li>• Times table facts to 12x12 and related division facts.</li> <li>• Count in 6's, 7's, 9's, 25's and 1000's</li> <li>• Recognise place value in a 4-digit number.</li> <li>• Order numbers to 1000</li> <li>• Round a number to the nearest 10, 100 or 1000</li> <li>• Multiply multiples of 10 and 100. EG: 20 x 3, 400 x7, 20 x30,</li> </ul>	<ul style="list-style-type: none"> <li>• Apply phonics knowledge and skills to decode words.</li> <li>• Explaining the meaning of key vocabulary within the context of the text.</li> <li>• Predict what might happen next using clues from the text.</li> <li>• Retrieve key facts from a text.</li> <li>• Make inferences using evidence from the text. (E.g.: I think she is upset or angry because she slammed the door) <a href="https://www.oup.com/primary/reading/collectors/the-inference-collection/">https://www.oup.com/primary/reading/collectors/the-inference-collection/</a> is excellent for practising this tricky skill.</li> </ul>	<ul style="list-style-type: none"> <li>• Capital letters at the start of a sentence and for proper nouns.</li> <li>• Accurate use of full stops ! or ? at the end of a sentence.</li> <li>• Neat, joined handwriting</li> <li>• Use speech marks to punctuate direct speech.</li> <li>• Use the correct tense consistently throughout a piece of writing.</li> <li>• Use 1<sup>st</sup> and 3<sup>rd</sup> person correctly.</li> </ul>

<ul style="list-style-type: none"> <li>• Use a written method for addition, subtraction and multiplication (up to 4 digits).</li> </ul>	<ul style="list-style-type: none"> <li>• Summarise main points and discuss what has been read.</li> </ul>	<ul style="list-style-type: none"> <li>• Use expanded noun phrases to add more detail. EG: The big, brown dog. A soft, fluffy pillow.</li> <li>• Use fronted adverbials punctuated with a comma after them. E.g.: Later that day, I went to see my friend. Slowly, she crept into the deserted house.</li> </ul>
---	---	--

### Weekly Activities

#### History

Friday 8<sup>th</sup> May is the 75<sup>th</sup> anniversary of VE Day. VE means victory in Europe and marked the end of World War 2 in Europe.

Look at these links to see how British people celebrated

<https://www.bbc.co.uk/teach/class-clips-video/history-ks2-ve-day/z7xtmfr>

<https://www.youtube.com/watch?v=NEavcsrMoMw>

This week can you plan a party for you and your family to celebrate VE Day this year. Lots of food was rationed during the war so you will need to think about items that were available. You could make some bunting to hang up and sing some songs from the war.

<https://www.carradinescockneysingalong.co.uk/ve-day>

Don't forget to take some photos and share these with us via email or Twitter.



Marvellous Me badges will be awarded!



#### PSHE

##### Relationships

Piece (lesson) 2 is about identifying someone or people who you love and being able to express why they are special to you.

Please discuss with your family:

- How can you show that you value the special people in your life?

You may choose how you record this and the more creative or imaginative you are the better! You might perform a song or a dance; make a poster or bake/cook them something delicious! ☺

If you would like to write a poem, you could use the attached sheet **Family Poem** to help you. You could then present or perform it to your family. ☺

Please share your work with us via email or Twitter - we would love to see!



Marvellous Me badges will be awarded!



#### Science

##### THE GREAT BARRIER REEF

Use the video 'The Perfect Coral Reef'

[http://attenboroughsreef.com/the\\_perfect\\_reef.php](http://attenboroughsreef.com/the_perfect_reef.php)

and the attached information sheet 'All about the Great Barrier Reef' to create a poster or fact file about this amazing habitat.

Try to include answers to these key questions:

- What are the key features of this habitat?
- What species/organisms live in this habitat?

Please share these with us via email or Twitter - we would love to see!



Marvellous Me badges will be awarded!



#### RE

This term we will be learning about Sacred Texts and Stories.

This week we are learning about a psalm from the Bible. You can listen to it here:

[https://www.youtube.com/watch?v=viBQE\\_scYbE](https://www.youtube.com/watch?v=viBQE_scYbE)

Complete the attached sheet.

Challenge: Do you know any other psalms or stories from the Bible? Research one if you can. What does it teach us?

Please share your work with us via email or Twitter - we would love to see!



Marvellous Me badges will be awarded!



# PERSEVERANCE



**KEEP WORKING  
TOWARD YOUR GOALS,  
EVEN WHEN IT GETS DIFFICULT**









## Year 2 Common Exception Words

after	eye	only
again	fast	parents
any	father	pass
bath	find	past
beautiful	floor	path
because	gold	people
behind	grass	plant
both	great	pretty
break	half	prove
busy	hold	should
child	hour	steak
children	improve	sugar
Christmas	kind	sure
class	last	told
clothes	many	water
could	mind	whole
cold	most	who
door	move	wild
even	Mr	would
every	Mrs	
everybody	old	




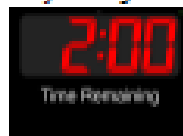



# Year 3 and 4 Common Exception Words

<b>Aa</b>	certain	<b>Ff</b>	<b>Kk</b>	<b>Pp</b>	<b>Ss</b>
accident	circle	famous	Knowledge	particular	sentence
accidentally	complete	favourite	<b>Ll</b>	peculiar	separate
actual	consider	February	learn	perhaps	special
actually	continue	forward	length	popular	straight
address	<b>Dd</b>	forwards	library	position	strange
although	decide	fruit	<b>Mm</b>	possess	strength
answer	describe	<b>Gg</b>	material	possession	suppose
appear	different	grammar	medicine	possible	surprise
arrive	difficult	group	mention	potatoes	<b>Tt</b>
<b>Bb</b>	disappear	guard	minute	pressure	therefore
believe	<b>Ee</b>	guide	<b>Nn</b>	probably	though
bicycle	early	<b>Hh</b>	natural	promise	thought
breath	earth	heard	naughty	purpose	through
build	eight	heart	notice	<b>Qq</b>	<b>Vv</b>
busy	eighth	height	<b>Oo</b>	quarter	various
business	enough	history	occasion	question	<b>Ww</b>
<b>Cc</b>	exercise	<b>Ii</b>	occasionally	<b>Rr</b>	weight
calendar	experience	imagine	often	recent	woman
caught	extreme	increase	opposite	regular	women
centre		important	ordinary	reign	
century		interest		remember	
		island			

# SPELLING MENU

<p><b>1. ABC Order</b></p>  <p>Write all of your spelling words in alphabetical (ABC) order.</p>	<p><b>2. Word Parts</b></p> <p>Write your words. Then use a coloured pencil to divide the words into syllables. e.g. <u>jump</u>ing cater<u>pill</u>ar</p>	<p><b>3. Other Handed</b></p> <p>Write each word 5 times, switching the hand you write it with each time. Say the word as you spell it.</p>	<p><b>4. Vowel Spotlight</b></p> <p>Write your words using one colour for the vowels and another colour for the consonants. (vowels: a, e, i, o, u)</p>
<p><b>5. Use Technology</b></p> <p>Type out your spelling words on the computer. Try to use at least 4 different fonts.</p> 	<p><b>6. Pyramid Words</b></p> <p>s sp spe spel spell spelli spelling spelling (or make them boat shaped, star, smiley face, etc.)</p>	<p><b>7. "Ransom" Words</b></p> <p>"Write" your words by cutting letters out of a newspaper or magazine and gluing the letters on a piece of paper to spell your words.</p> 	<p><b>8. Rainbow Words</b></p> <p>Write your spelling words with coloured pencils. Make each letter a different colour.</p> 
<p><b>9. Scrambled Words</b></p> <p>Write your words. Then write them again with the letters mixed up. Can you unscramble them again the next day? e.g. watch - cwhta</p>	<p><b>10. Silly Sentences</b></p> <p>Write 3 or more sentences that use all your spelling words.</p> 	<p><b>11. Prefixes and Suffixes</b></p> <p>Underline the prefixes and suffixes in the words you are learning. Make sure you know what they mean. e.g. <u>important</u> happ<u>iness</u></p>	<p><b>12. Word Search</b></p> <p>Create your own word search with your spellings. Show the answers to your puzzle in a different colour.</p> 
<p><b>13. Flashcards</b></p> <p>Make and practice with flashcards. Put the word on one side and definition (meaning) on the other.</p> 	<p><b>14. Picture &amp; a Story</b></p> <p>Draw a picture defining each word. Write a sentence about your picture using the word.</p>	<p><b>15. Words without Vowels</b></p> <p>Write all of your words replacing vowels with a line. Go back and see if you can fill in the vowels. e.g. q--st--n = question</p>	<p><b>16. Train Words</b></p> <p>Write the entire list end-to-end as one long word. Write each new word in a different colour. e.g. <u>train</u><u>back</u><u>stop</u></p>
<p><b>17. Write a Story, Poem or Song with Words</b></p> <p>Write a story using all your spelling words. Underline the words you used.</p>	<p><b>18. Bubble Letters</b></p> <p>Write your spelling words out in bubble writing.</p> 	<p><b>19. Words Within Words</b></p> <p>Write each spelling word and then write at least 2 words made from that word. e.g. catch - cat, hat</p>	<p><b>20. Picture words</b></p> <p>Draw a picture and hide your spelling words in the picture.</p>

# SPELLING MENU

<p><b>21. Question/Answers</b></p> <p>Write questions with half of your spelling words. Then use the other half to answer the questions. Underline the words you used.</p> 	<p><b>22. Riddles</b></p> <p>Write a riddle for each of your words. Don't forget to answer them.</p> <p>e.g. I am grey. I have a trunk and big ears. Answer: elephant.</p> 	<p><b>23. Crossword Puzzle</b></p> <p>Make a crossword puzzle with your spelling. Show the answers to your puzzle.</p> 	<p><b>24. Rhyming Words</b></p> <p>Write your spelling words out with a rhyming word next to them. Remember that words do not need to have the same spelling pattern to rhyme. e.g. men and again</p>																												
<p><b>25. Homophones</b></p> <p>Can you find any homophones which go with your spelling words? What do they mean? e.g. wear and where, to, too and two their, there and they're</p>	<p><b>26. Writing Race</b></p> <p>Set a timer for 2 minutes. See how many times you can write each word perfectly during that time.</p> 	<p><b>27. Code Words</b></p> <p>Come up with a code for each letter of the alphabet and then write each word in code. e.g. a = n b = • c = *</p>	<p><b>28 Word Classes</b></p> <p>Sort your spelling words into word classes - nouns, verbs, adjectives etc. Be careful - some words can be used in more than one category e.g. swimming.</p>																												
<p><b>29. Synonyms</b></p> <p>Find at least 2 synonyms for each of your spelling words.</p> 	<p><b>30. Antonyms</b></p> <p>Find an antonym (opposite) for each of your spelling words.</p> 	<p><b>31. Joker</b></p> <p>Write jokes containing each of your spelling words.</p> 	<p><b>32. Backwards Words</b></p> <p>Write your spelling words forwards and then backwards. Remember to write neatly!</p> <p><b>BAKWARD</b></p>																												
<p><b>33. X Words</b></p> <p>Write 2 words with one letter in common so that they cross over each other. e.g. b r cheese a d</p>	<p><b>34. Acrostic Poem</b></p> <p>Write an acrostic poem for your spelling words. See if you can stick to a theme when writing. e.g. sun</p> <p>Sun shines brightly Up in the sky Nice and warm on my face</p>	<p><b>35. Scrabble</b></p> <p>In a game of Scrabble, each letter is worth a certain number of points. Write your words and then add the total of the letters. Which of your spelling words has the highest total value?</p> <table><tr><td>A</td><td>B</td><td>C</td><td>D</td><td>E</td><td>F</td><td>G</td></tr><tr><td>H</td><td>I</td><td>J</td><td>K</td><td>L</td><td>M</td><td>N</td></tr><tr><td>O</td><td>P</td><td>Q</td><td>R</td><td>S</td><td>T</td><td>U</td></tr><tr><td>V</td><td>W</td><td>X</td><td>Y</td><td>Z</td><td></td><td></td></tr></table>		A	B	C	D	E	F	G	H	I	J	K	L	M	N	O	P	Q	R	S	T	U	V	W	X	Y	Z		
A	B	C	D	E	F	G																									
H	I	J	K	L	M	N																									
O	P	Q	R	S	T	U																									
V	W	X	Y	Z																											





# Explore this watery wonder

## The world's largest coral reef is full of life

So huge it can be seen from space, the Great Barrier Reef is the largest coral reef in the world. It teems with brightly coloured fish and has captivated people for centuries. The final episode of David Attenborough's beautiful series on the reef was shown on Wednesday night.



During the documentary, he travelled 300m below the sea's surface and came face to face with some of the most enchanting creatures on Earth. So what makes this natural wonder of the world so special, and what are some of the amazing animals that live in and around it?

### What is the Great Barrier Reef?



The Great Barrier Reef as seen from space.

The Great Barrier Reef is made up of 2,900 individual reefs, 600 islands and around 600 different types of coral. Located off the east coast of Queensland in Australia, the reef first started to form millions of years ago. It stretches for 1,429 miles and is bigger than the size of Britain, Switzerland and Holland put together. This enormous reef can even be seen from space because the pale calcium carbonate that coats the coral reflects sunlight, making the water above the reef appear a beautiful bright blue in contrast to the dark ocean. Close to the shore, the average depth of the reef is 35m but further away it reaches depths of 2,000m.

There are more than 1,600 types of fish, 133 types of shark and ray and 30 species of whale and dolphin, darting and diving in and out of the corals. Hundreds of new species of plants and animals have been discovered there in the last few years. Scientists recently found a purple sea slug and a jellyfish that looks like a giant pair of electrified lungs.

### TAKE A DIVE

The Natural History Museum in London is hosting a virtual reality experience that takes visitors on a 3D journey with David Attenborough to explore the reef.

### DID YOU KNOW?

The reef is known as one of the seven wonders of the natural world. Other wonders include Mount Everest and the northern lights.

### What is coral?

There are two main types of coral: hard and soft. Both are made from polyps, which are tiny animals related to jellyfish. Hard corals are made of polyps that have limestone skeletons and are the building blocks of the Great Barrier Reef. Soft corals have eight tentacles on each polyp. They are brightly coloured and creatures such as fish and prawns live among the tentacles. Some coral species can live for thousands of years – longer than any other sea creature.

### Mimic octopus

Mimic octopuses are one of the most amazing species in the world. Most octopuses can change colour and shape to blend into their environment and hide from animals that want to eat them. A mimic octopus can also impersonate other creatures to escape predators. They cleverly twist their bodies and long stripy arms to imitate scary sealife, such as the dangerous-looking lionfish and venomous sea snakes.

Don't worry if you missed *Great Barrier Reef with David Attenborough* – the series is still available to watch on BBC iPlayer.

### Clownfish

These stripy orange and white fish live inside sea anemones, which have long tentacles that can sting creatures that get too close. Clownfish are the only known fish that can survive being stung by their tentacles. The anemone protects them from most other predators and in return, clownfish clean the anemone.

### Turtles

The reef is home to six out of the world's seven different types of marine turtles. Turtles are among the world's oldest creatures; as a species, they have been swimming in the sea for more than 150 million years and were alive when the dinosaurs roamed the planet.

### SOUNDS OF THE SEA

The reef isn't as quiet as you might think. The creatures that live there make lots of different sounds. The snapping shrimp makes a sound with its pincers like bacon sizzling in a frying pan. Scientists say the noisier the reef, the healthier it is.

### The reef in history



Cook's ship, the Endeavour

Although people have lived alongside the reef for tens of thousands of years, and it had been sighted by other sailors, the Yorkshire-born explorer, Captain James Cook, was the first European to sail the length of the reef. In 1770, during one of his amazing voyages around the world, Cook and his crew crashed into the reef, damaging their ship, the Endeavour. During the six weeks spent repairing the ship, scientists and illustrators on board were able to draw and write about parts of the reef to show people back home.

### Is the reef in danger?



Global warming is causing coral to turn white.

Over the past 30 years the Great Barrier Reef has lost more than half of its coral. Lots of things threaten its survival: the building of new channels to allow large ships to pass; chemicals that run into the sea and emissions from coal-fired factories.

Pollution has made the sea warmer, causing a huge rise in numbers of crown-of-thorns starfish. These eat coral, destroying the reef. Climate change is the biggest threat – as Earth's temperature rises, so does the ocean's. This results in coral bleaching, which is when the colourful algae leaves the reef and the coral turns a deathly white. Bleached coral is more likely to get diseases.

The Australian government is spending lots of money to try to preserve its national treasure. It wants to keep the water clean by stopping ships from sailing nearby. Some charities say it's not doing enough. They have accused the government of allowing companies to dig up tonnes of seabed every year to build new ports, and destroying the homes of all the animals that live there.









## What's going on?

99-year-old British war veteran, Captain Tom Moore has completed 100 laps of his 25m back garden in Marston Moretaine, Bedfordshire! He has raised over £28 million for Britain's National Health Service (NHS) and has received donations to his fundraising challenge from all around the world! Captain Tom began raising funds to thank NHS staff who helped him with treatment for cancer and a broken hip, he originally aimed to raise just £1000 but quickly passed his target!

## Question: How can one person make a big difference?

### Listen, think, share

-  Look at the poster image, do we know who the person is in the poster? Explain that it is Captain Tom Moore, a 99-year-old war veteran from Bedfordshire who recently raised over £28 million for the NHS by completed 100 laps of his garden for his 100th birthday!
-  Read through the information found in the resource, all about Captain Tom Moore's incredible achievement. Talk about how sometimes it's not the biggest actions that can have the biggest impact and that all of the things that we do affect the world around us! Captain Tom didn't even leave his garden but managed to raise a lot of money and raise the spirits of the nation! Can we think of anything we can do at the moment to help others?
-  Watch the useful video (found in the link below) which shows Captain Tom receiving a Pride of Britain Award.
-  Mother Teresa, a Catholic nun who dedicated her life to helping others said, "If you cannot feed a hundred people, feed one." Talk about what you think she meant by this? Do you agree?

### Reflection

However small we think our actions are, we can all contribute to help make a positive difference to the world around us. At some point, to someone or something, our actions matter!

### Challenges!

- Challenge 1** – Write a letter or thank you card and send it to someone who has made a difference in your local community, this could be for a teacher, family member or neighbour.
- Challenge 2** – Draw a picture of Captain Tom Moore completing his challenge.

## Web Links

Captain Tom Moore fundraising news story  
<https://bbc.in/2Y0hMsC>

Useful Video – Tom Moore receiving a Pride of Britain Award  
<https://bit.ly/3aAsW9X>

### Send us your challenges!

Email [help@picture-news.co.uk](mailto:help@picture-news.co.uk)  
Twitter [@HelpPicture](https://twitter.com/HelpPicture)  
Facebook [/PictureNewsPrimary](https://www.facebook.com/PictureNewsPrimary)

## Resource

Read through the information below, all about Captain Tom Moore's incredible achievement. Can you think of any local heroes in your community?

### Captain Tom's Challenge

Ahead of his 100<sup>th</sup> birthday celebration, war veteran Captain Tom Moore set himself the challenge of walking 100 laps of his garden to help raise money for the NHS.

His challenge has raised awareness all over the world and has led to many others setting their own similar challenges!

Captain Tom has also lifted the spirits of many during difficult circumstances.

***Captain Tom, who is originally from Keighley in West Yorkshire, has risen from nowhere to become a hero for many, all around the world!***



*Captain Tom Moore completing his 100-lap challenge at his home in Bedfordshire.*

*"I say thank you very much indeed. I appreciate it because the object for which we're donating is so important and so necessary... I think you're all so kind and thoughtful contributing to this cause."*

*Captain Tom Moore*

### How much has been raised?

Captain Tom originally aimed to raise £1000 but quickly passed his target to reach over £28 million for the NHS!




***Captain Tom served in India and Myanmar during World War Two***



# I Love My Family

Think of people in your family. Write a poem about why they are special.



I love my \_\_\_\_\_

because \_\_\_\_\_

I love my \_\_\_\_\_

because \_\_\_\_\_

I love my \_\_\_\_\_

because \_\_\_\_\_

## Word Bank

help

love

kind

smile

care

look after

laugh

## R.E. lesson on Christianity - "Sacred books / The Bible (Psalm 23)"

These activities are based on Psalm 23 from the Christian Sacred book, the Bible. The aim of this lesson is to help you explore how a small portion of the Bible may help Christians in their daily lives.

Read the Psalm and the background information. Follow the instructions and write or draw your thoughts in the boxes provided.



### The Bible:

- contains 66 different books.
- was written over more than 1500 years(!) by more than 40 different authors.
- has two parts; Old Testament and the New Testament.
- tells us about God and Jesus.

### Psalm 23



- <sup>1</sup> The Lord is my shepherd.  
I have everything I need.
- <sup>2</sup> He gives me rest in green pastures.  
He leads me to calm water.
- <sup>3</sup> He gives me new strength.  
For the good of his name, he leads me on paths that are right.
- <sup>4</sup> Even if I walk through a very dark valley,  
I will not be afraid because you are with me. Your rod and your shepherd's staff comfort me.
- <sup>5</sup> You prepare a meal for me in front of my enemies. You pour oil of blessing on my head. You give me more than I can hold.
- <sup>6</sup> Surely your goodness and love will be with me all my life. And I will live in the house of the Lord forever.



In verse 1 David says that God is like a shepherd. Draw a shepherd looking after his sheep here:

David recognised that God looks after us like a shepherd looks after his sheep. Write down what sheep really need.

---

---

---

The writer of Psalm 23, David, was a friend of God all through his life. As well as being a King, a soldier, a musician and a shepherd, David was also a poet. Many of his poems can be found in a book of the Bible called the Psalms. (Psalm = song/prayer.)

In verse 2 David says that God leads him to calm places where he can find rest. Where can you find peace and stillness? Draw a picture of that place.



## Y4 Spanish Home Learning Spanish - Week 3 Summer 1 (04.05.20)

1] Listen to , 'La Pequeña Oruga Glotona', here is a link to it on you tube.

<https://www.youtube.com/watch?v=OiKsRsAiNNQ&feature=youtu.be>

Do you know what the story is in English?

2] Draw the hungry caterpillar eating anything you like and see if you can label the picture in Spanish. You can use google translate to help you.

3] Learn the numbers to 31 in Spanish with the help of these catchy songs.

<https://www.youtube.com/watch?v=6FEyfy5N3Nc>

<https://www.youtube.com/watch?v=RrpWjdZgSzc>

### **Los números 1 - 31**

1	uno	16	dieciseis
2	dos	17	diecisiete
3	tres	18	dieciocho
4	cuatro	19	diecinueve
5	cinco	20	veinte
6	seis	21	veintiuno
7	siete	22	veintidós
8	ocho	23	<u>veintitrés</u>
9	nueve	24	veinticuatro
10	diez	25	veinticinco
11	once	26	veintiseis
12	doce	27	veintisiete
13	trece	28	veintiocho
14	catorce	29	veintinueve
15	quince	30	treinta
		31	treinta y uno
¿cuántos/ cuántas?		How many?	
más		plus	
menos		minus	