



My Home Learning Journal

Week Beginning: 22nd June

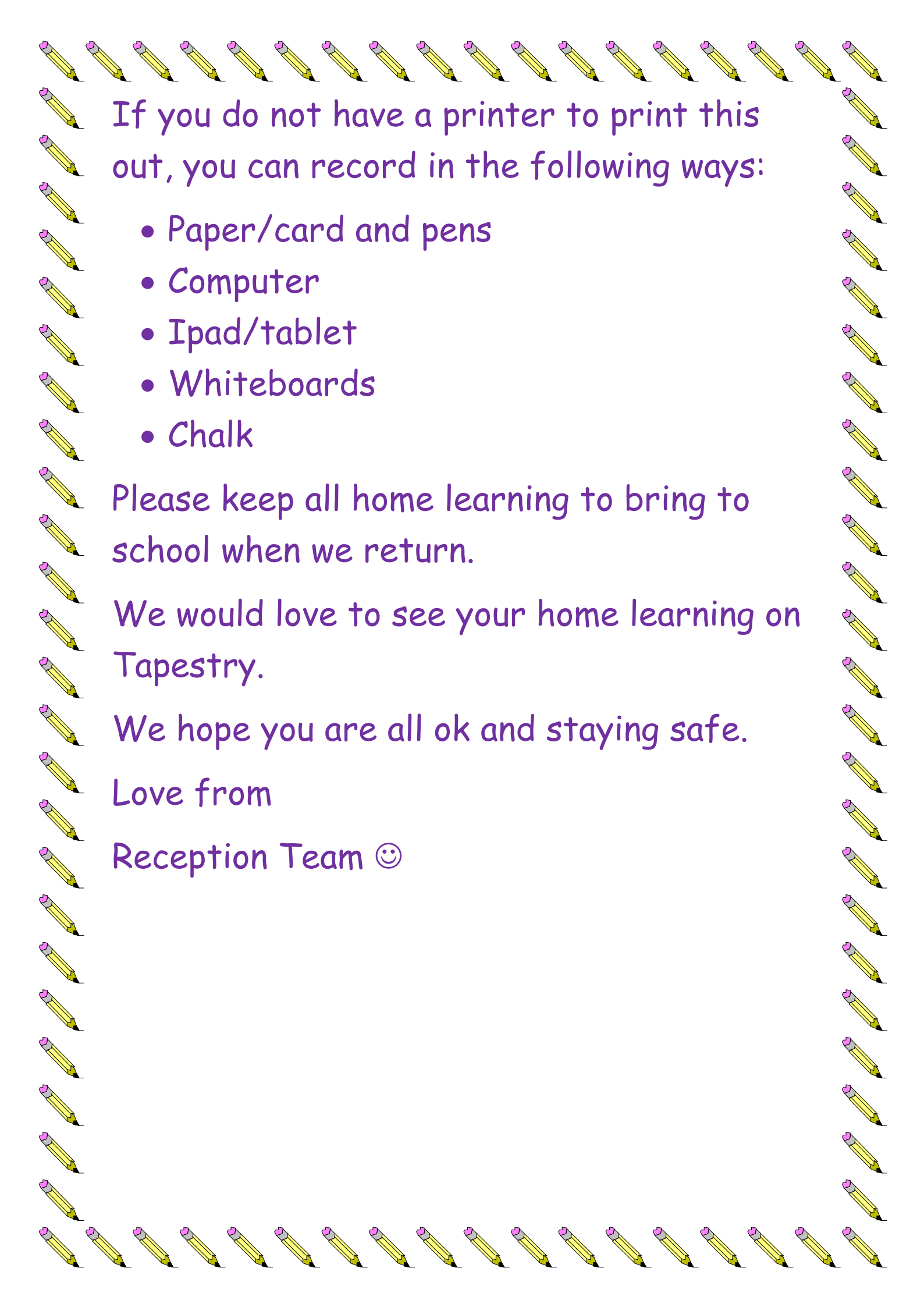
By

(Draw a picture of a goat and a bridge from the story of 'The Three Billy Goats
Gruff')



Websites to use at home

- www.phonicsplay.co.uk (use the free phonics play and use phase and 3 games depending on their phonic group)
- <https://www.topmarks.co.uk/learning-to-count/gingerbread-man-game> (matching, counting, ordering)
- <https://www.ictgames.com/mobilePage/hfwBingo/index.html> (high frequency word bingo reading phase 3 or phase 3 words)
- <https://www.ictgames.com/mobilePage/bingoOriginal/index.html> (bingo phase 3 and phase 3)
- <https://www.ictgames.com/mobilePage/viking/index.html> (spelling words)
- <https://www.ictgames.com/mobilePage/countingCaterpillar/index.html> (ordering numbers)
- <https://www.ictgames.com/mobilePage/hundredHunt/> (hundred hunt)
- <https://www.primarygames.co.uk/pg2/splat/splatsq100.html> (splat the 100)
- <https://www.topmarks.co.uk/maths-games/3-5-years/counting> (counting, ordering/sequencing/shape games)
- <http://www.pobble365.com/> (talk about the picture of the day)
- www.twinkl.co.uk (resources you can download)
- <https://www.teachyourmonstertoread.com/> (phonics and reading game)
- <https://uk.ixl.com/> (all areas of learning)
- <https://www.phonicsplay.co.uk/> (phonics)
Username: march20 password: home
- https://www.oxfordowl.co.uk/for-home/find-a-book/library-page/?view=image&query=&type=book&age_group=Age+4-5&level=&level_select=&book_type=&series=# (ebooks)



If you do not have a printer to print this out, you can record in the following ways:

- Paper/card and pens
- Computer
- Ipad/tablet
- Whiteboards
- Chalk

Please keep all home learning to bring to school when we return.


We would love to see your home learning on Tapestry.

We hope you are all ok and staying safe.

Love from

Reception Team 😊

Day One



The Three Billy Goats Gruff

Listen to the story of The Three Billy Goats Gruff or read the book if you have a copy of it. Once you have listened to the story can you write a sentence about your favourite part.

<https://www.youtube.com/watch?v=aiy3a1v9Q2E>

Learning Objective: Maths - Addition

Learning Objective: Addition


Adding using objects

1. Get 2 bowls
2. Put 3 small objects in one bowl and 2 in the other
3. Count how many you have altogether!
4. Try again using different amounts of objects.

Can you write the number sentence?

Repeat for different amounts.






Day Two

Learning Objective: Writing - The Three Billy Goats Gruff

Listen to the story of The Three Billy Goats Gruff. Can you create your own bridge using any materials you have at home. Can you write a list of the materials you used.



Learning Objective: Maths - Addition

Maths hunt:

- Find 1 crayon and 2 pencils. How many do you have altogether?
- Find 3 pennies and 4 teddies. How many do you have altogether?
- Find 5 socks and 2 crayons. How many do you have altogether?
What if I add 2 more?

Repeat for different amounts.

Challenge: Can you write down the problems as number sentences?



+




=

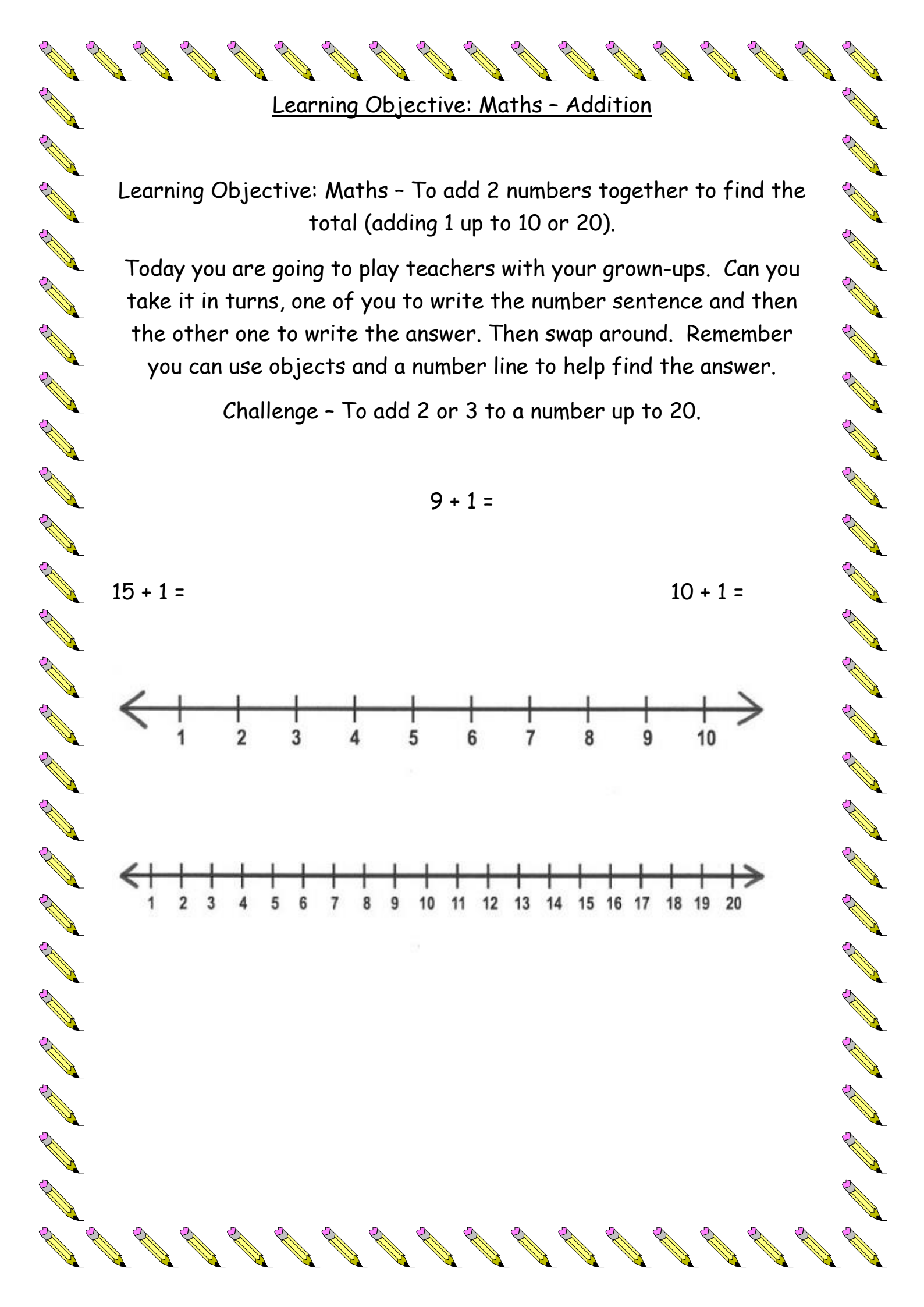
Day Three

Learning Objective: Writing - The Three Billy Goats Gruff

Create your own troll and draw a picture of it. Then, write a description of your troll, just like how the troll is described in the story e.g. eyes as big as melons.

<https://www.youtube.com/watch?v=aiy3a1v9Q2E>





Learning Objective: Maths - Addition

Learning Objective: Maths - To add 2 numbers together to find the total (adding 1 up to 10 or 20).

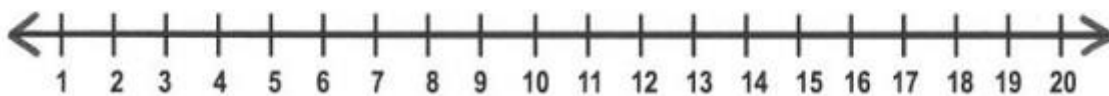
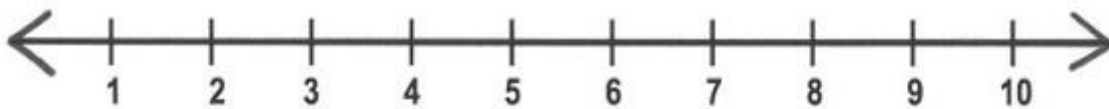
Today you are going to play teachers with your grown-ups. Can you take it in turns, one of you to write the number sentence and then the other one to write the answer. Then swap around. Remember you can use objects and a number line to help find the answer.

Challenge - To add 2 or 3 to a number up to 20.

$$9 + 1 =$$

$$15 + 1 =$$


$$10 + 1 =$$



Day Four

Learning Objective: Writing - The Three Billy Goats Gruff

Have a think about what the little billy goat and the troll might want to say to each other. Can you write this down in the speech bubbles?

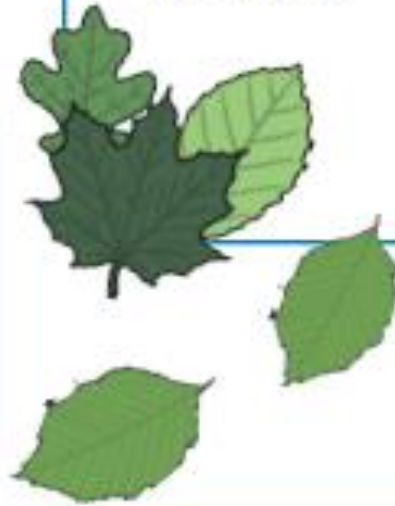


Learning Objective: Maths- Subtraction

Set up 6 toy cars. Drive 2 cars away. How many cars are there now?



Collect 5 leaves from outside. Find 4 more. How many do you have in total?



Set out 3 plates for The Three Bears. Then add 3 more for the Three Little Pigs. How many do you have altogether?



Choose 4 of your favourite toys to read a story to. Each toy brings a friend, so that is 4 more toys. How many toys do you have in total?



Build a tower with 7 bricks. If you take 3 bricks away, how many bricks would be left in the tower?



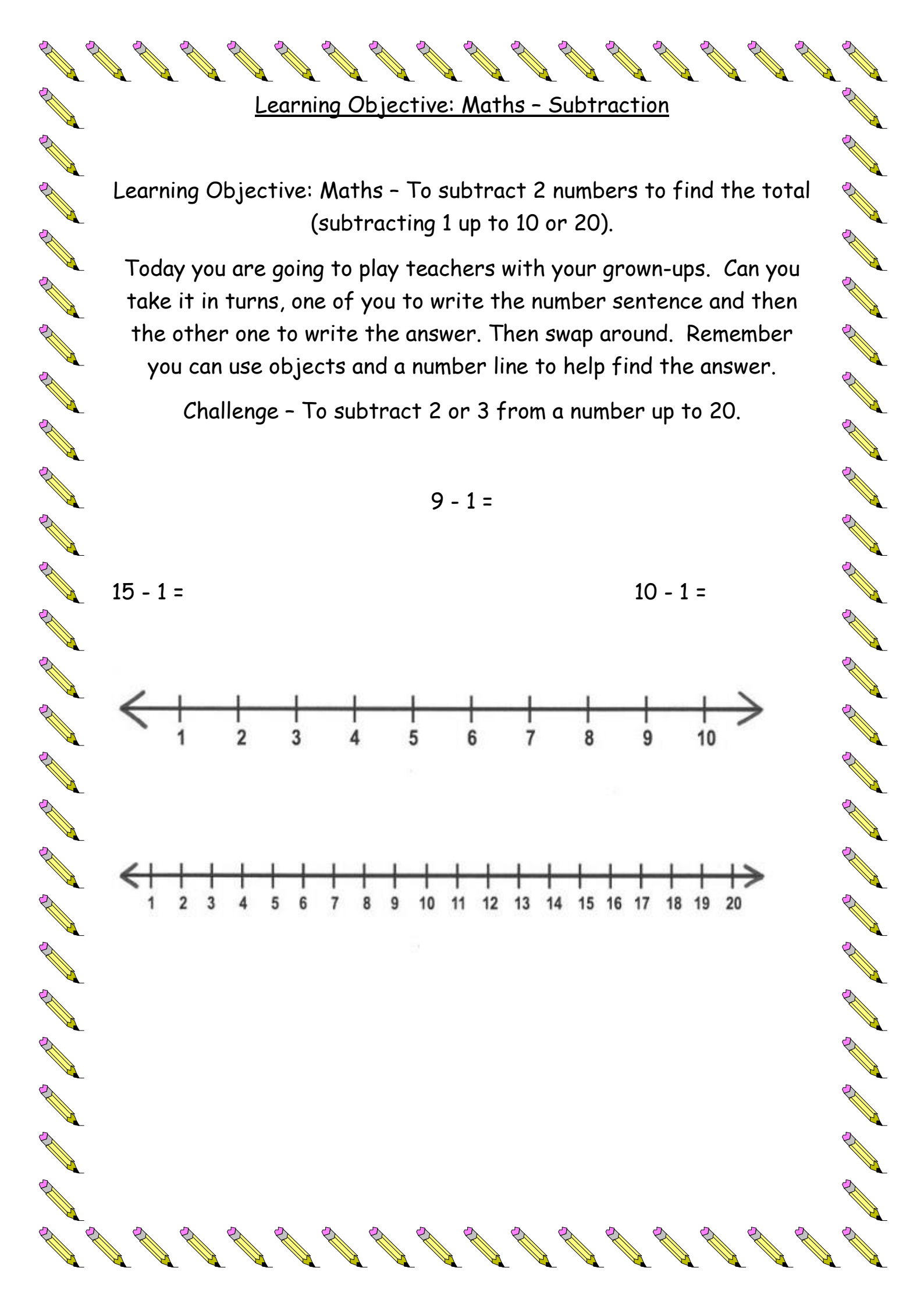
There are 10 superheroes and 6 fly off to rescue people. How many are left? You could draw the superheroes to help you.





Day Five

Today I would like you to retell the story of The Three Billy Goats Gruff. You could write the story out here or you could create your own story book. Remember to start every sentence with a capital letter and use finger spaces and full stops.



Learning Objective: Maths - Subtraction

Learning Objective: Maths - To subtract 2 numbers to find the total (subtracting 1 up to 10 or 20).

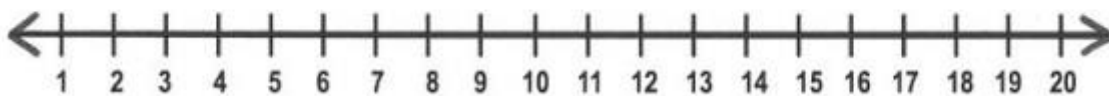
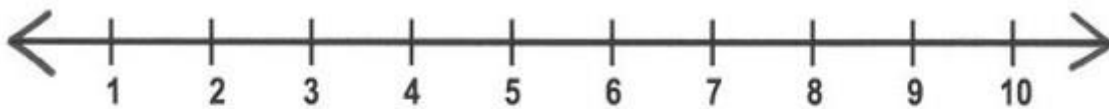
Today you are going to play teachers with your grown-ups. Can you take it in turns, one of you to write the number sentence and then the other one to write the answer. Then swap around. Remember you can use objects and a number line to help find the answer.

Challenge - To subtract 2 or 3 from a number up to 20.
























$$9 - 1 =$$

$$15 - 1 =$$

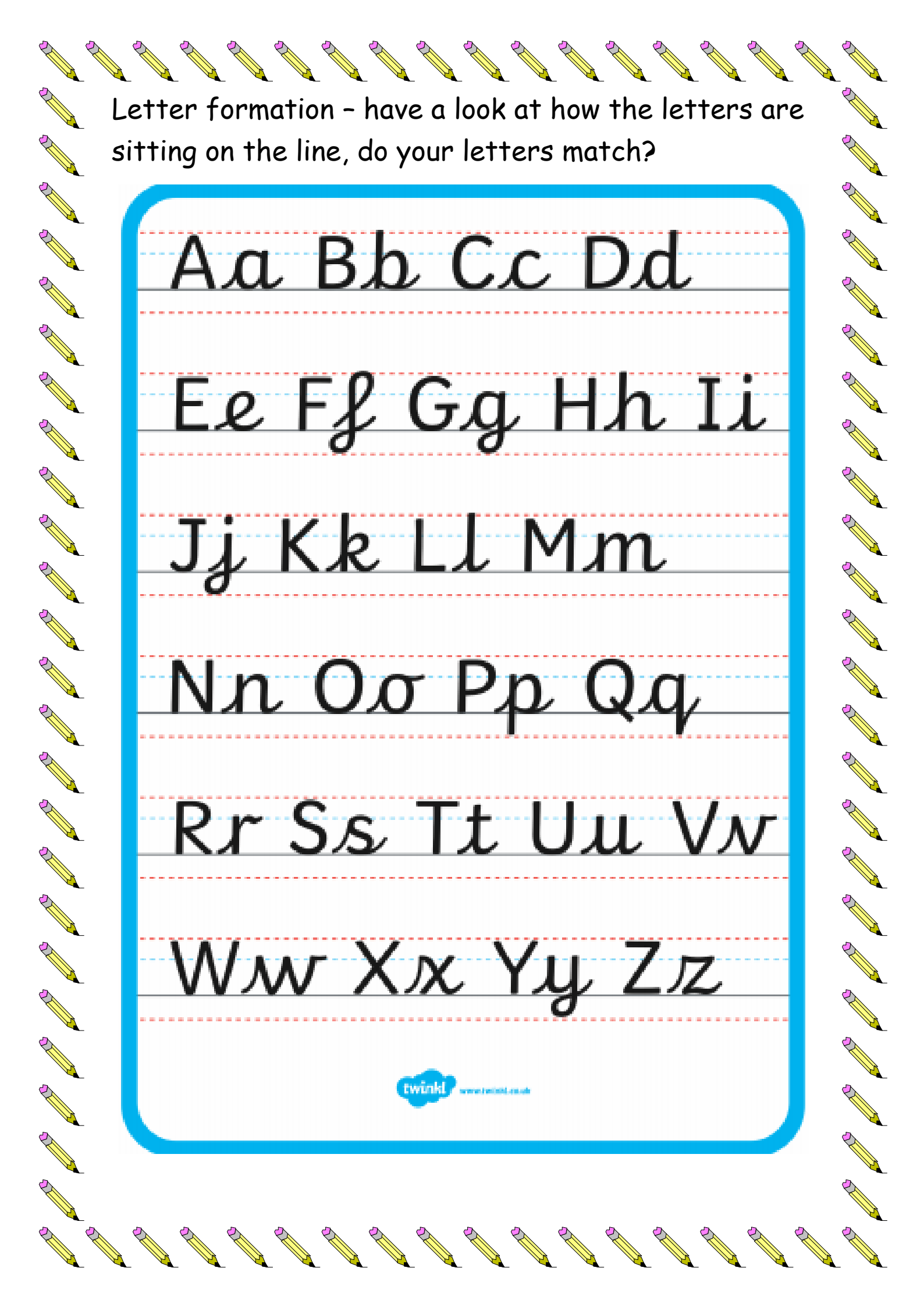
$$10 - 1 =$$



Here is a sound mat to help you.

| | | | | | | | |
|--|--|--|---|---|--|--|---|
| a  | b  | c  | ck  | d  | e  | f  | ff  |
| g  | h  | i  | k  | l  | ll  | m  | n  |
| o  | p  | r  | s  | ss  | t  | u  | |

| | | | | | | | | |
|--|--|---|---|---|--|--|--|--|
| j  | n  | w  | x  | y  | z  | zz  | qu  | |
| ch  | sh  | th  | ng  | ai  | ee  | igh  | oa  | |
| oo  | oo  | ar  | or  | ur  | ow  | oi  | ear  | |
| air  | ure  | er  | My Phase 3 Sound Mat | | | | |  www.twinkl.co.uk Copyright © Twinkl Ltd |



Letter formation - have a look at how the letters are sitting on the line, do your letters match?

Aa Bb Cc Dd

Ee Ff Gg Hh Ii

Jj Kk Ll Mm

Nn Oo Pp Qq

Rr Ss Tt Uu Vv

Ww Xx Yy Zz