

# My Home Learning Journal

Week 10 - 15<sup>th</sup> June

By

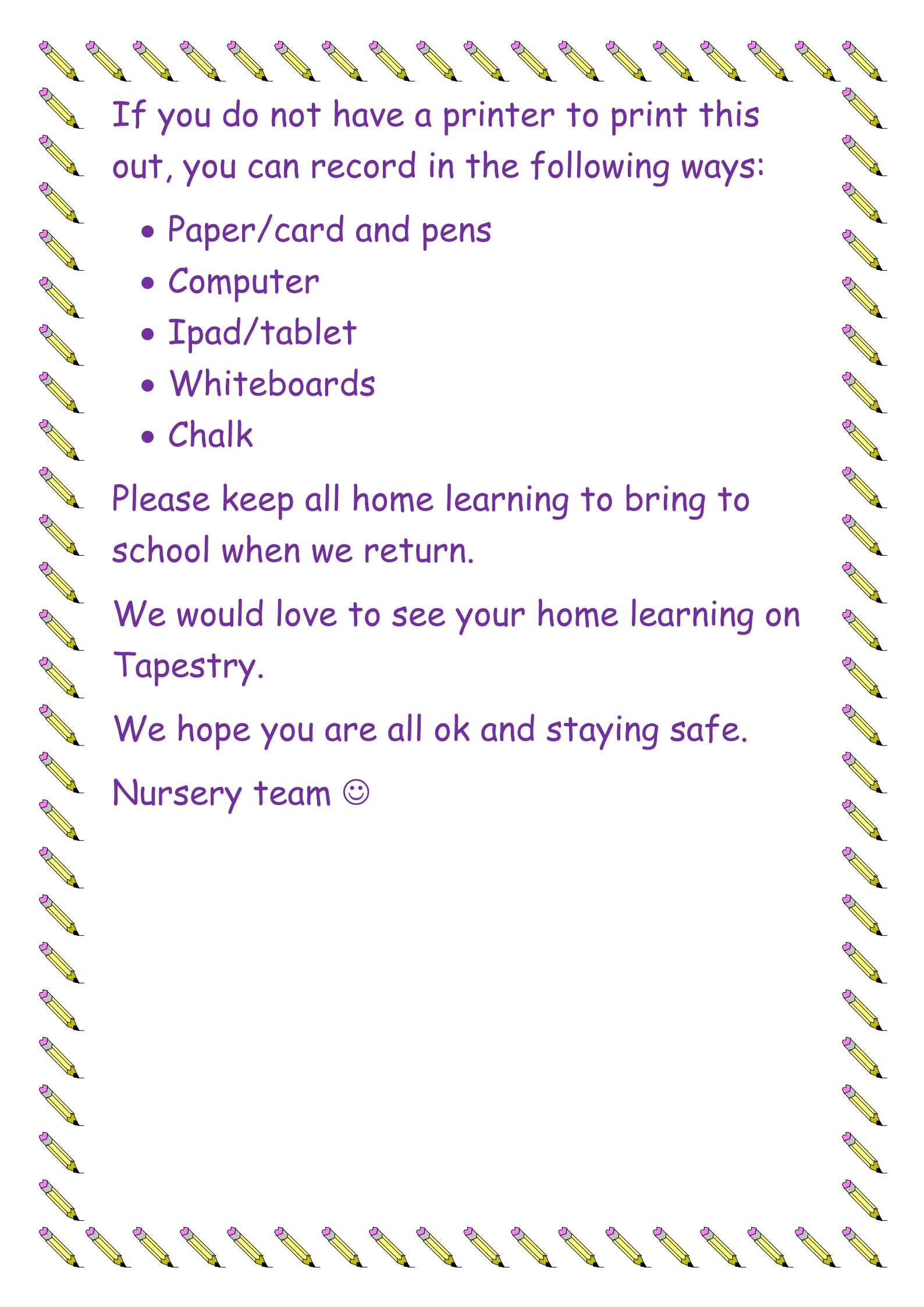
---

(draw a picture of your favourite sport)



## Websites to use at home

- [www.phonicsplay.co.uk](http://www.phonicsplay.co.uk) (use the free phonics play and use phase and 3 games depending on their phonic group)
- <https://www.topmarks.co.uk/learning-to-count/gingerbread-man-game> (matching, counting, ordering)
- <https://www.ictgames.com/mobilePage/hfwBingo/index.html> (high frequency word bingo reading phase 3 or phase 3 words)
- <https://www.ictgames.com/mobilePage/bingoOriginal/index.html> (bingo phase 3 and phase 3)
- <https://www.ictgames.com/mobilePage/viking/index.html> (spelling words)
- <https://www.ictgames.com/mobilePage/countingCaterpillar/index.html> (ordering numbers)
- <https://www.ictgames.com/mobilePage/hundredHunt/> (hundred hunt)
- <https://www.primarygames.co.uk/pg2/splat/splatsq100.html> (splat the 100)
- <https://www.topmarks.co.uk/maths-games/3-5-years/counting> (counting, ordering/sequencing/shape games)
- <http://www.pobble365.com/> (talk about the picture of the day)
- [www.twinkl.co.uk](http://www.twinkl.co.uk) (resources you can download)
- <https://www.teachyourmonstertoread.com/> (phonics and reading game)
- <https://uk.ixl.com/> (all areas of learning)
- <https://www.phonicsplay.co.uk/> (phonics)  
Username: march20 password: home
- [https://www.oxfordowl.co.uk/for-home/find-a-book/library-page/?view=image&query=&type=book&age\\_group=Age+4-5&level=&level\\_select=&book\\_type=&series=#](https://www.oxfordowl.co.uk/for-home/find-a-book/library-page/?view=image&query=&type=book&age_group=Age+4-5&level=&level_select=&book_type=&series=#) (ebooks)



If you do not have a printer to print this out, you can record in the following ways:

- Paper/card and pens
- Computer
- Ipad/tablet
- Whiteboards
- Chalk

Please keep all home learning to bring to school when we return.

We would love to see your home learning on Tapestry.

We hope you are all ok and staying safe.

Nursery team 😊

## Day One

**Learning Objective: Phonics/Mark making/Maths**

Find things around your house/garden that begin with the 'n' sound. Practice saying the 'n' sound with the Jolly phonics action. Trace the letter that makes the 'n' sound up in the air, on the floor, in your palm, on each other's back. (this will be a bit tickly). Then try to write the letter 'n' on a paper, this is a bit tricky, so use the letter formation sheets at the end.

Challenge: How many objects starting with the 'n' sound did you find?  
Try to write the number using the number formation sheet.

necklace



*napkin*



*nuts*



*nut*



*numbers*



*notebook*




*nail varnish*

[illegible]

## Number Formation

Can you trace the numbers?



## Day Two

**Learning Objective: Literacy/ Communication and language/Mark making**

Encourage your child to listen to the story Peppa Pig Sports Day and answer the questions using sentences.

Who are the characters in the story? What races are the children doing for the Sports Day? Why is Peppa not winning the races? What is your favourite race for sports Day?


Links to watch the story: <https://www.youtube.com/watch?v=nDH0xYlcE7k>



Peppa Pig - Sports Day (15 episode \_ 2 s

Challenge: Draw your favourite character from the story. Can you write the initial sound of the character's name?

Example:





## Learning Objective: PD (Physical development)

Choose your favourite race for Sports Day and have a go with your siblings or adults, or even using some of your toys. Which race is your favourite? Which one is your least favourite?



Challenge: Can you think of a new Sports Day race you would like to try and draw a picture of it? Maybe you can write a title to label it too? Now you can have a go and try it out.



## Day Three

### Learning Objective: Maths/Shapes

**Make a rectangle** - Make a rectangle out of any materials, for example you could use natural resources, chalk, pencils, toys or household items. You can make different size (big, small) rectangles. When you are finished, you can describe the rectangles using mathematical language such as sides, corners, flat, shapes.

**For example:** My square has 1,2,3,4 sides and 1,2,3,4 corners. All the sides are straight lines and two are long and two are short.

Please post a picture of your creation on Tapestry.





## Day Four

### **Learning objective - Expressive arts and design /Making a collage 'Things I found 'collage**

Explain to your child that you are going to collect some things to make a picture. You could do this while you are out on a walk: leaves, sticks, grass, a flower, stones, shells etc. Or you can use things from around the house: bottle tops, sweet wrappers, a button, cardboard tube cut into rings, a lolly stick. Keep safety in mind as you collect your resources. Give your child time to explore what they have found. Talk about what the things feel like (crunchy, smooth, hard), colours and size. You can do your collage straight onto a table /other surfaces, or you could use paper or card as your base. If your child is unsure how to arrange it you can model ways to do it. You can keep the resources to reuse them again another day. If they arranged them onto paper/card and you have glue/tape, they could stick their objects down.















## Learning objective - Maths/Tally chart

Make yourself a chart similar to this, ideas you can have:

- Favourite ice cream flavour
  - Eye colour
  - Favourite colour
  - Favourite sport

Call your friends/family and fill in your tally chart.

Remember a tally is like this...

Animal	How many people say this animal is their favourite?	Total
 Shark		5
 Starfish		1
 Dolphin		2
 Sea horse		1
 Jellyfish		7

Questions to ask:

- Which animal was the most popular?
- Which animal was the least popular?
- How many people responded altogether?

## Day Five

**Learning Objective: Show and Tell/ Communication and language/Mark making**

Find your favourite toy to show your family. What is your toy's name? What colour is it? What does it look like? What does it feel like? What is it made of? Why do you like it best?

Challenge: Can you draw a picture of your teddy? Can you write your teddy's name?
























*Example: This is Ted. Ted has brown fur and has two fluffy ears. He has two beady eyes and a black shiny nose. Ted has got pink paws.*



As this will be an activity every Friday, please choose a different toy, or it can be anything that you want to use for your Show and tell. 😊



























Here is a sound mat to help you.

## My Phase 2 Sound Mat

s 	a 	t 	p 	i 	n 	m 	d 
g 	o 	c 	k 	ck 	e 	u 	r 
h 	b 	f 	ff 	l 	ll 	ss 	

twinkl visit [twinkl.com](https://www.twinkl.com)


## My Alphabet Mat

a 	b 	c 	d 	e 	f 	g 	h 	i 
j 	k 	l 	m 	n 	o 	p 	q 	r 
s 	t 	u 	v 	w 	x 	y 	z 	

twinkl visit [twinkl.com](https://www.twinkl.com)



## Phase 2 Graphemes Letter Formation



twinkl

visit [twinkl.com](https://www.twinkl.com)



## Phase 2 Graphemes Letter Formation

