

Home Learning Autumn 1 Year 1




CHERRY TREE
PRIMARY SCHOOL

Theme: What makes me special?

In **Geography** we will be learning about our local area and the different landmarks we can spot. We will design and build playground in **D&T** after our trip to the Berry Avenue playground. We will also learn about the five senses in **Science** and learn which body part is linked to each sense. In **English** lessons our writing will be based on stories and poems about being outdoors including 'Percy the Parkeeper' by Nick Butterworth, 'On the way home' by Jill Murphy, 'The secret sky garden' by Linda Sarah, 'Out and About' by Shirley Hughes and 'Where's my Teddy?' by Jez Alborough. We will produce self portraits in **Art** lessons. In **History** we will learn about timelines and create a timeline of our lives so far. In our **RE** lessons we will learn about being thankful and giving to charity. We will sing songs in **Music**, learn basic **Spanish** greetings and use the chromebooks in **Computing**.




Welcome to our home learning menu. This home learning sheet will be sent home each half term with a choice of 'menu' activities for you to choose to complete. There are some daily tasks too listed below. Bring back all of your menu tasks by Wednesday 20th October ready to share with the class ☺.

<p>Reading – 5 minutes, every day</p>	<p>Please read at home daily. This could be a shared read with a member of your family, an opportunity for you to read to an adult in your family or a time to quietly read and enjoy a good book on your own. You can read stories, fact books, letters, magazines, newspapers, recipes, instructions or online text on https://www.oxfordowl.co.uk <i>Please remember to sign your child's reading record every time they read.</i></p>
<p>Maths- 5 minutes, every day</p>	<p>In Maths lessons this half term, we will learn about number patterns, become confident at counting, ordering and estimating. We will start to use part whole models when adding and subtracting within 10 and will begin to solve problems.</p> <p>Please try to do some counting or ordering practise every day (toys, stairs, fruit, chocolate buttons, houses you walk past... anything really!) If you have any Orchard Toy puzzles, these are really good and fun for the family.</p> <p>Please feel free to log onto a website or an app such as NumBots https://play.numbots.com/#/account/school-login/35341) Topmarks https://www.topmarks.co.uk/Search.aspx?Subject=16&AgeGroup=2 ICTgames https://ictgames.com/mobilePage/index.html BBC Bitesize https://www.bbc.co.uk/bitesize/subjects/zjxhfq8</p>
<p>Phonics- 5 mins, 3 x week</p>	<p>We will let you know the sounds we are learning every week, please find as many words as you can that have these sounds.</p>
<p>Handwriting- 5 mins, 3 x week</p>	<p>Practise writing every letter of the alphabet neatly and on the line. Do you know the capital and little letters? Can you write them in something messy? (shaving foam, sand, paint) Challenge: Can you write a sentence about your day at school, something you have discovered at home, a letter to a book character, a shopping list....)</p>
<p>Keeping connected</p>	<p>We will be sharing the amazing things we do in school on Twitter – @CTS_Watford (Cherry Tree School) @MissWCTS (Miss Wolstencroft) @MissMcCCTS (Miss McCafferty) @MsHoareCTS (Ms Hoare) @MrsSulamanCTS (Mrs Sulaman)</p> <p>If you have not already downloaded Marvellous Me then please ensure that you do. If you are not sure of your log in details then just ask and we can help to get you following us.</p>






Theme Menu Year 1

Choose any 2 theme activities to complete. Bring back by Wednesday 20th October ready to share ☺.		
<p>Science: What are my senses?</p> <p>Can you name your five senses?</p> <p>They are sight, smell, sound, taste and touch. Do you know which body parts are linked with each sense?</p> <p>Our senses are so important because they make us happy (like if we see a lovely view or hear great music) or keep us safe (smelling something disgusting).</p>  <p>Draw something that you can taste, hear, smell, feel and see. Write a list or label your pictures with a sentence.</p>	<p>Art: Can I make a self portrait?</p> <p>Use any resources you have at home to create a self portrait. Maybe you would like to use paint, pencils, crayons, pastels or chalks. Or be creative with beads, buttons, wool, string, pipe cleaners, place mats, paper straws, lego, leaves, flower petals, sticks, pebbles, sand....</p>  <p>Can you name your different body parts?</p>	<p>PSHE: What are my feelings?</p> <p>At school we talk about our feelings by using the <i>zone of regulation</i> colours. Sometimes we might be happy, calm, proud and ready to learn (green) other days we might be tired and upset (blue), worried or excited (yellow) or angry (red).</p> <p>Draw us a picture to show us something that makes you feel green (happy, proud, calm and ready to learn).</p>  <p>Please take a photo or bring it in to share.</p>
<p>Geography: Where do I live?</p>  <p>Do you know your flat or house number? Do you know the name of your street? Do you know any other roads?</p> <p>Go on a walk down your road and then draw a simple map of your road marking all the things you can see on your journey. (e.g. shops, bus stops, playgrounds, speed bumps, roundabouts, bins, letter boxes, street lamps, bollards, road signs, other roads that join yours.... cars, dog walkers, delivery vans!)</p>	<p>DT: Can I make a playground?</p>  <p>Which parks do you like going to? Harebreaks playground, Berry Avenue Playground, Cassiobury Park? What do you like playing on? Slides, swings, roundabouts, rockers, seesaws!</p> <p>Create a mini playground using junk modelling and recycling- yoghurt pots, lolly sticks, milk bottle tops, kitchen rolls.</p> <p>We can't wait to see what you bring in to show us.</p>	<p>History: How have I grown up?</p>  <p>Do you know when you were born? When did you smile and get teeth? When did you sit up, crawl and walk? When did you first eat food? When did you speak? When did you start using the toilet? What did you learn to do in play groups, Nursery or Reception? What can you do now in Year 1?</p> <p>Find some photos or draw pictures to show how you have grown up!</p>

Writing Menu Year 1

Choose 1 writing activity to complete. Bring back to school by Wednesday 20th October ready to share ☺.		
<p>What can I spell with my name?</p> <p>Using each letter of your name create a poster of something beginning with each letter. For example if your name is Yusuf you might draw a yoghurt, umbrella, snake, unicorn and a flower!</p> <p>Challenge: Can you label each picture?</p>	<p>Who is in my family?</p>  <p>Do you have brothers or sisters? Do you have cousins, aunties and uncles? Do you have grandparents you see? What special things do you do together? Spend some quality time with anyone in your family playing a game together at home or visiting somewhere, take a photo or draw a picture.</p> <p>Challenge: Write a sentence about you family and the activity you did.</p>	<p>What am I like?</p> <p>Write a list of 5- 10 words that describe you.</p> <p>E.g. Happy, Funny, Kind, Brave, Lovely, Smart, Fit, Grown up, Confident, Strong, Clever</p> <p>Challenge: Make a list 'I am strong, I am kind....</p>