




My Home Learning Journal

Name:

(draw a picture of yourself)



Websites to use at home

- www.phonicsplay.co.uk (use the free phonics play and use phase and 3 games depending on their phonic group)
 - <https://www.topmarks.co.uk/learning-to-count/gingerbread-man-game> (matching, counting, ordering)
 - <https://www.ictgames.com/mobilePage/hfwBingo/index.html> (high frequency word bingo reading phase 3 or phase 3 words)
 - <https://www.ictgames.com/mobilePage/bingoOriginal/index.html> (bingo phase 3 and phase 3)
 - <https://www.ictgames.com/mobilePage/viking/index.html> (spelling words)
 - <https://www.ictgames.com/mobilePage/countingCaterpillar/index.html> (ordering numbers)
 - <https://www.ictgames.com/mobilePage/hundredHunt/> (hundred hunt)
 - <https://www.primarygames.co.uk/pg2/splat/splatsq100.html> (splat the 100)
 - <https://www.topmarks.co.uk/maths-games/3-5-years/counting> (counting, ordering/sequencing/shape games)
 - <http://www.pobble365.com/> (talk about the picture of the day)
 - www.twinkl.co.uk (resources you can download)
 - <https://www.teachyourmonstertoread.com/> (phonics and reading game)
 - <https://uk.ixl.com/> (all areas of learning)
- <http://www.phonicsplay.co.uk/> (phonics) Username: march20
password:home

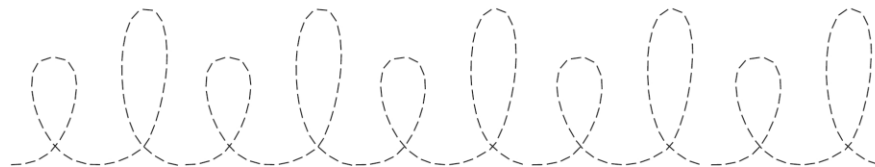
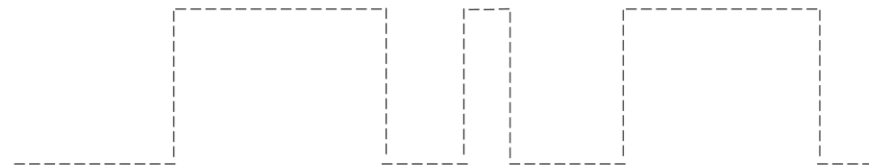



Ideas for home learning

- Read to your children and talk about the story and pictures. (lots of ebooks on oxford owl)
- Making playdough - 2 cups flour, 2 tablespoons cream of tartar, 1 cup of salt, 2 tablespoons of oil, food colouring and 2 cups of boiling water. Mix together to create your own playdough.
- Play a game of snap/pairs.
- Junk modelling - using cardboard boxes what can they create. Can they write a label for their model.
- Building with bricks, lego, duplo - can they then write a label for their model.
- Planting seeds and watching them grow - write about what you can see.
- Create your own clock to tell the time.
- Find a picture and write a sentence.
- Research topic about minibeasts ready for our next topic.
- Work on next steps from Tapestry.
- Upload anything onto Tapestry so we can see what you get up to!



Bunny Hop Pencil Control

Bunny Hop!



Cutting Skills

Cut around the shapes, but be careful!





twinkl

visit [twinkl.com](https://www.twinkl.com)



Cutting Skills

Cut around the shapes, but be careful!



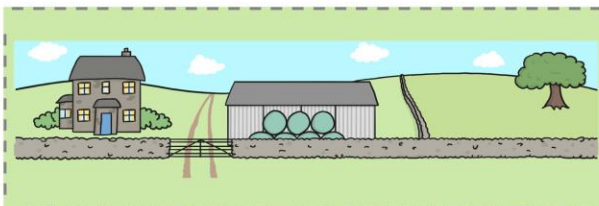

twinkl

visit [twinkl.com](https://www.twinkl.com)



Cutting Skills

Cut around the shapes, but be careful!





twinkl

visit [twinkl.com](https://www.twinkl.com)



Cutting Skills

Cut around the shapes, but be careful!




twinkl


visit [twinkl.com](https://www.twinkl.com)




General Sound Discrimination – Body Percussion EYFS Home Learning Challenge




Play 'Follow the Leader' with your family. One person chooses some body percussion (for example, patting their knees, clapping their hands or clicking their fingers), the rest of the family have to copy them. Take turns to be the leader.



Listen to some music at home with your family. Can you all clap along to the beat?



Use your voice to make sounds like a car, a dog, a ghost, a train and bubbles under water.



Teach everyone at home the "Pat-a-cake, pat-a-cake, baker's man" rhyme and show them how to clap their hands together to the beat.


General Sound Discrimination Environmental Sounds

Home Learning Challenge

Go

on a Listening Walk!

You could go around your house or an outside area with an adult and practise listening carefully to all the different sounds you hear. Talk about what you heard. Did you recognise all the sounds? Were they loud or quiet? Were they long or short sounds?



Make a collection of your own noise makers. Think about lots of different things that make a sound and gather them together in a box or bag. Use one of the objects to make a sound for others to guess and identify. You could include things like crisp packets, keys, coins in a pot, a rattle or a squeaky toy.



Play

the game 'I Hear with

My Little Ear'! Take it in turns to imitate the sound of something and guess what makes that sound.

You could imitate the sounds of things found around your house, like a clock or a telephone, or of recognisable animals, like a cat or dog.




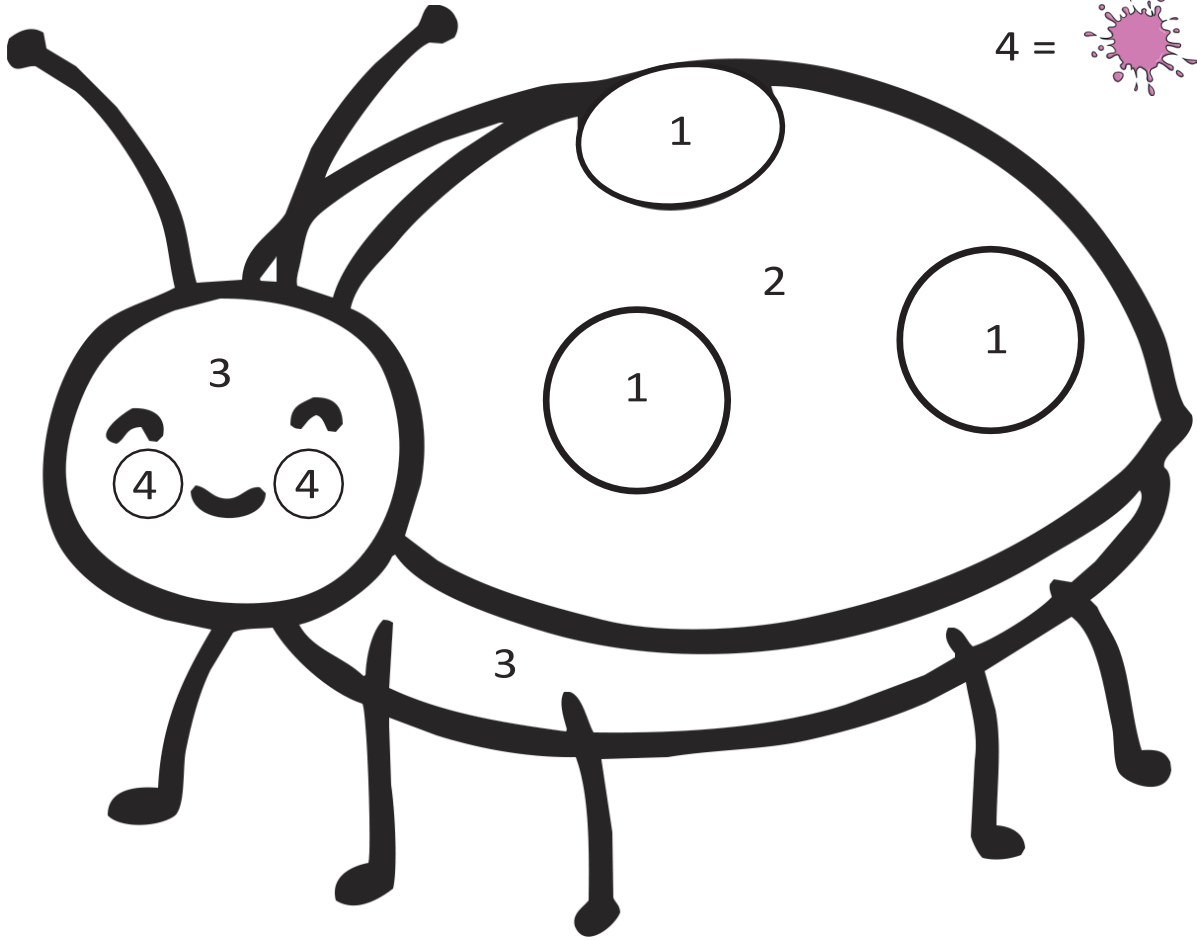



Talk


about sounds you like and sounds you don't like and why. Draw some pictures of things that make sounds that you like – for example, birds singing, the sea or a doorbell.

Minibeast Colour by Number

Match the colours to the numbers.







2 =




3 =




4 =



5 =



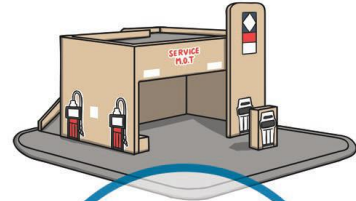


Toys

Home Learning Challenge




Have a look at your toys at home. Can you find a toy that can move, a toy that makes sounds and a toy that lights up? How do you make them work? Do you need to push a button? Do they have batteries? Do you wind them up? Talk to a grown-up about the different ways your toys work.



Draw a picture of your favourite toy.



Have a look at your toys. Can you find a toy with numbers on? Look at the numbers carefully. Can you see numbers 1, 2, 3, 4 and 5?



Talk to a grown-up in your family about the toys they used to have when they were little. Find out if they had any toys that are similar to toys that you have got. How were their toys different? What was their favourite toy?

