



## Cherry Tree Primary School

Berry Avenue, Watford, Herts, WD24 6ST

Email: [admin@cherrytree.herts.sch.uk](mailto:admin@cherrytree.herts.sch.uk) Tel: 01923 245490 Website: [www.cherrytree.herts.sch.uk](http://www.cherrytree.herts.sch.uk)

*Learning Together, Learning for Life*

June 2020

### Tapestry E-Journal Download

Dear Parents/Carers,

This year parents will be able to download their child's e-journal from tapestry themselves. We have created your journal as a zip file within your own Tapestry Log In area. To access your child's e-journal zip file you will need to first log in using your normal tapestry username and password and then click on your name on the top right hand side. Next, click "Downloads" where you will find a copy of your child's e-journal for you to save or print. **This file will be active until Sunday 26th July.**

All e-journals will be activated on Sunday 12<sup>th</sup> July, therefore parents have time to save or print their journal. After the 26<sup>th</sup> July all recorded data about your child will be erased from the system so please ensure you save or print your child's e-journal before the link expires. The last date for download will be **Sunday 26th July 2020.**

If you experience any difficulty downloading your child's e-journal please write to me on Tapestry or email me [ebirdsall@cherrytree.herts.sch.uk](mailto:ebirdsall@cherrytree.herts.sch.uk) and I will be able to assist you.

We hope you have found using Tapestry a useful tool to enable you to become more involved with your child's learning and have a greater understanding about how and what your child learns at school.

Thank you

EYFS Team





# My Home Learning Journal

Week Beginning: 13<sup>th</sup> July

Maths - doubling, halving and sharing

Literacy - Owl Babies

By

---

(Draw a picture of your new Year One Teacher)

## Websites to use at home

- [www.phonicsplay.co.uk](http://www.phonicsplay.co.uk) (use the free phonics play and use phase and 3 games depending on their phonic group)
- <https://www.topmarks.co.uk/learning-to-count/gingerbread-man-game> (matching, counting, ordering)
- <https://www.ictgames.com/mobilePage/hfwBingo/index.html> (high frequency word bingo reading phase 3 or phase 3 words)
- <https://www.ictgames.com/mobilePage/bingoOriginal/index.html> (bingo phase 3 and phase 3)
- <https://www.ictgames.com/mobilePage/viking/index.html> (spelling words)
- <https://www.ictgames.com/mobilePage/countingCaterpillar/index.html> (ordering numbers)
- <https://www.ictgames.com/mobilePage/hundredHunt/> (hundred hunt)
- <https://www.primarygames.co.uk/pg2/splat/splatsq100.html> (splat the 100)
- <https://www.topmarks.co.uk/maths-games/3-5-years/counting> (counting, ordering/sequencing/shape games)
- <http://www.pobble365.com/> (talk about the picture of the day)
- [www.twinkl.co.uk](http://www.twinkl.co.uk) (resources you can download)
- <https://www.teachyourmonstertoread.com/> (phonics and reading game)
- <https://uk.ixl.com/> (all areas of learning)
- <http://www.phonicsplay.co.uk/> (phonics)
- [https://www.oxfordowl.co.uk/for-home/find-a-book/library-page/?view=image&query=&type=book&age\\_group=Age+4-5&level=&level\\_select=&book\\_type=&series=#](https://www.oxfordowl.co.uk/for-home/find-a-book/library-page/?view=image&query=&type=book&age_group=Age+4-5&level=&level_select=&book_type=&series=#) (ebooks)



We have changed the home learning.

There will now be a maths focus each week  
and a story each week with writing tasks.

This is in preparation for Year One.

If you do not have a printer to print this  
out, you can record in the following ways:

- Paper/card and pens
- Computer
- Ipad/tablet
- Whiteboards
- Chalk

Please keep all home learning to bring to  
school when we return.

We would love to see your home learning on  
Tapestry.

We hope you are all ok and staying safe.

Love from

Reception Team 😊

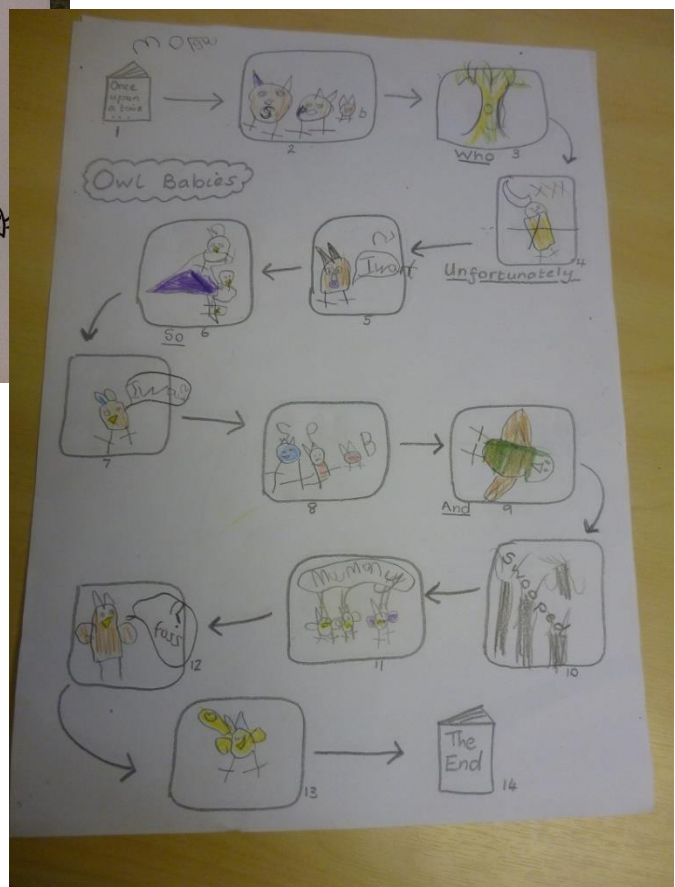
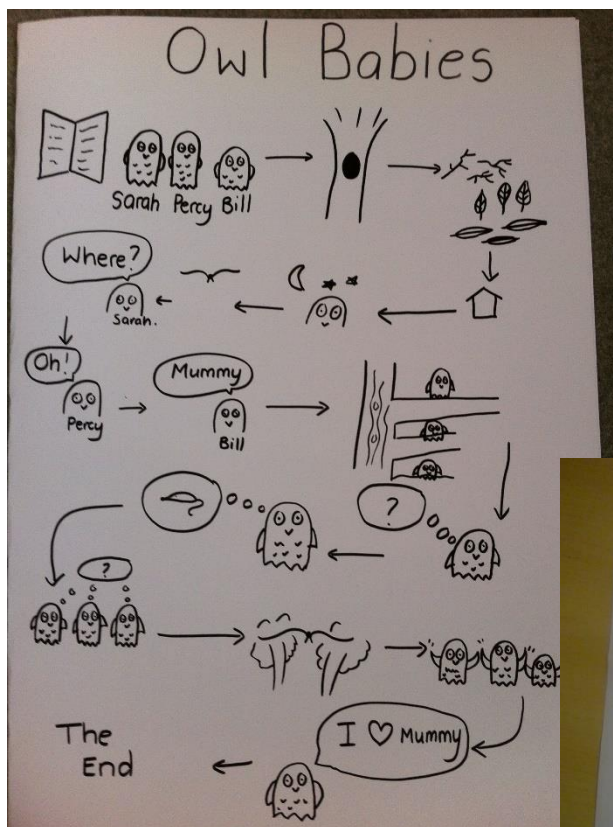
# Day One

## Learning Objective: Writing - Owl Babies

Listen to the story of 'Owl Babies' or read the book if you have a copy of it. (This story has been chosen to get ready to move into a new class and go back to school)

Now create a story map of the story.

Here are a few examples - Your child will have made several of these at school before.






## Learning Objective: Maths - Doubling

Today your task is all about doubling an amount.

If you have a mirror, use it to support doubling (like the picture below). Then write the number sentence showing the doubling.


Begin doubling numbers up to 5, if your child is confident with this, double numbers up to 10.



## Day Two

### Learning Objective: Writing - Owl Babies


Create your very own Owl baby. Can you label the different parts of the owl? Remember to use your phonics and sound mat to help you.



## Learning Objective: Maths - Creative doubling

Today is a creative maths task.

- 1- Fold your paper in half
  - 2- Write a number between 1 and 10 on one side.
  - 3- Print/paint that number of spots
  - 4- Fold the paper over.
  - 5- Now count how many spots you have altogether
  - 6- This is called doubling a number.
- Repeat this for different amounts, can your child guess how many there is going to be altogether?





## Day Three


### Learning Objective: Writing - Owl Babies

Have a think about what the Owls might want to say to each other.  
Can you write this down in the speech bubbles?

Sarah

Percy

Bill

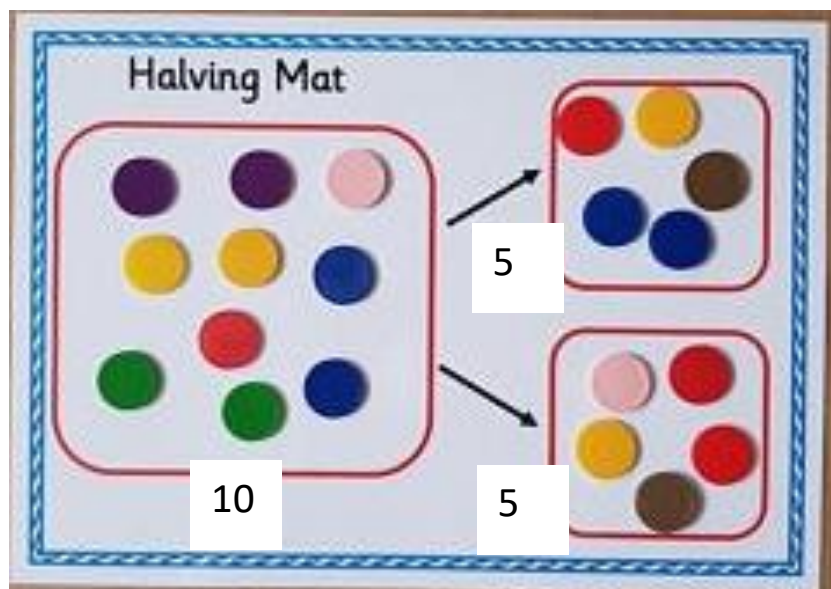
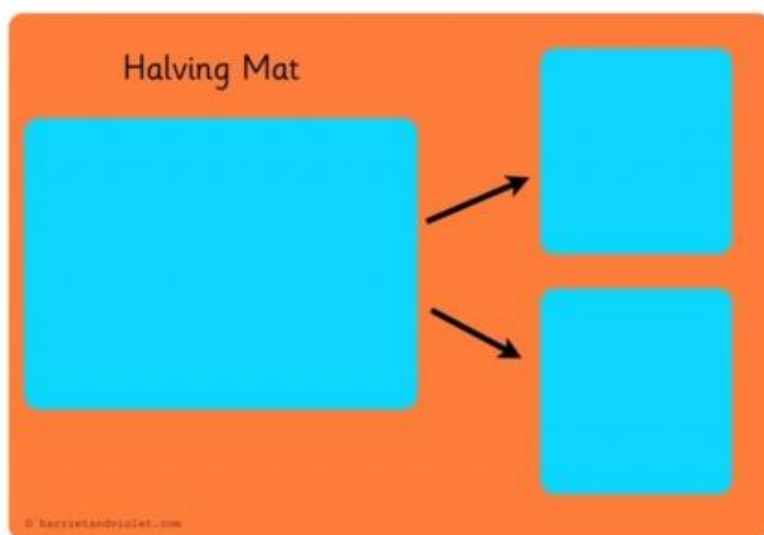


## Learning Objective: Maths - Halving an amount

Create your own halving mat like the one below.

Can you halve different amounts. Use the words half, equal, share, same amount, fair. You can use small objects to help you - buttons, pasta, small toys, grapes, raisins.


Start with numbers up to 10 and if your child is confident, challenge them with numbers up to 20.



## Day Four

### Learning Objective: Writing - Owl Babies

The Owl Babies had to be brave when their Mother was not at home. Draw and write about a time when you were brave.



---

---

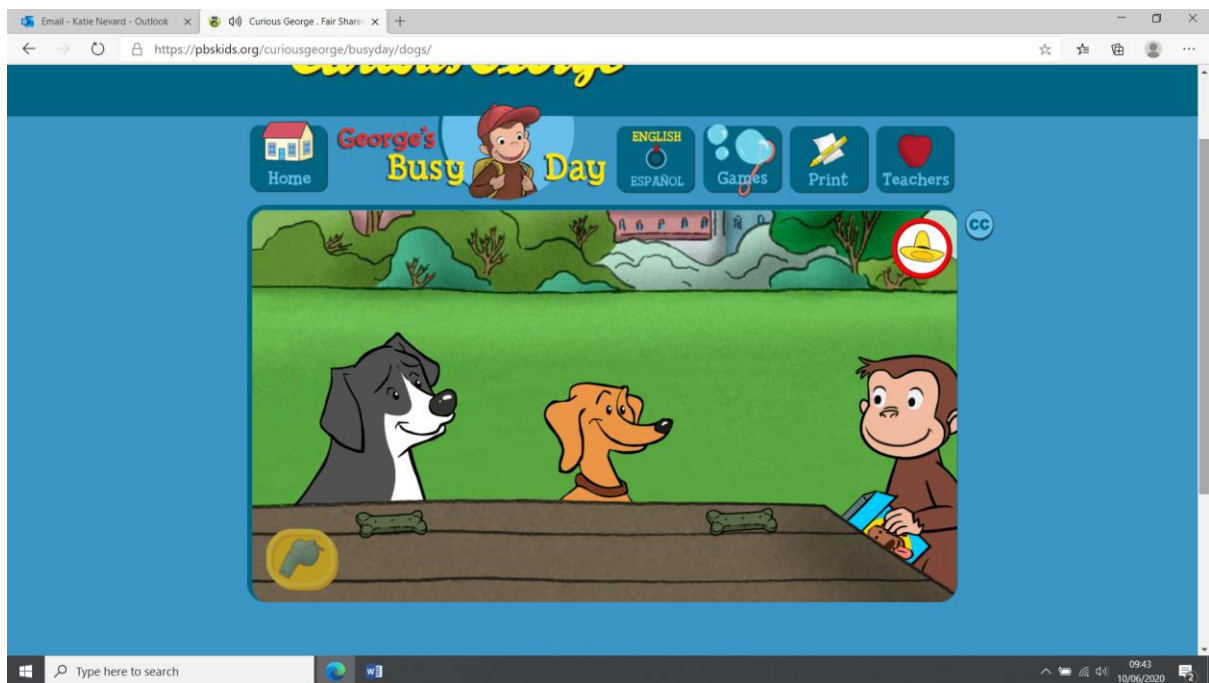
---

---

Learning Objective: Maths - Halving an amount

<https://pbskids.org/curiousgeorge/busyday/dogs/>

Help George share the treats fairly between the 2 dogs.




Alternatively, you could use two toys you have at home. For example, use 4 pencils and share them between the two toys. What is half of 4? Continue to use with other amounts up to 10.



## Day Five

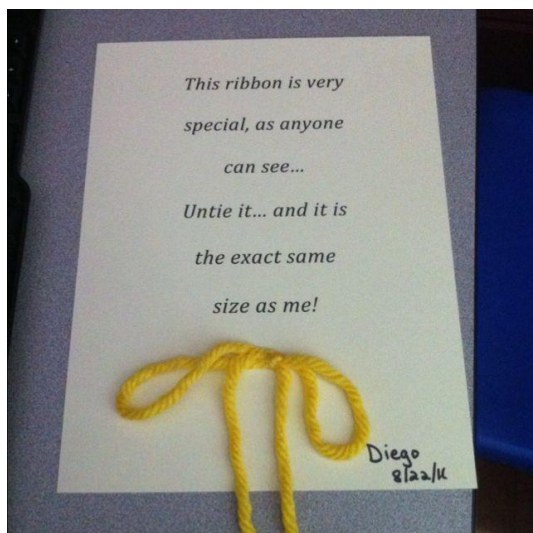
Learning Objective: Literacy - Moving to Year 1

# Spreading My Wings from Reception to Year 1

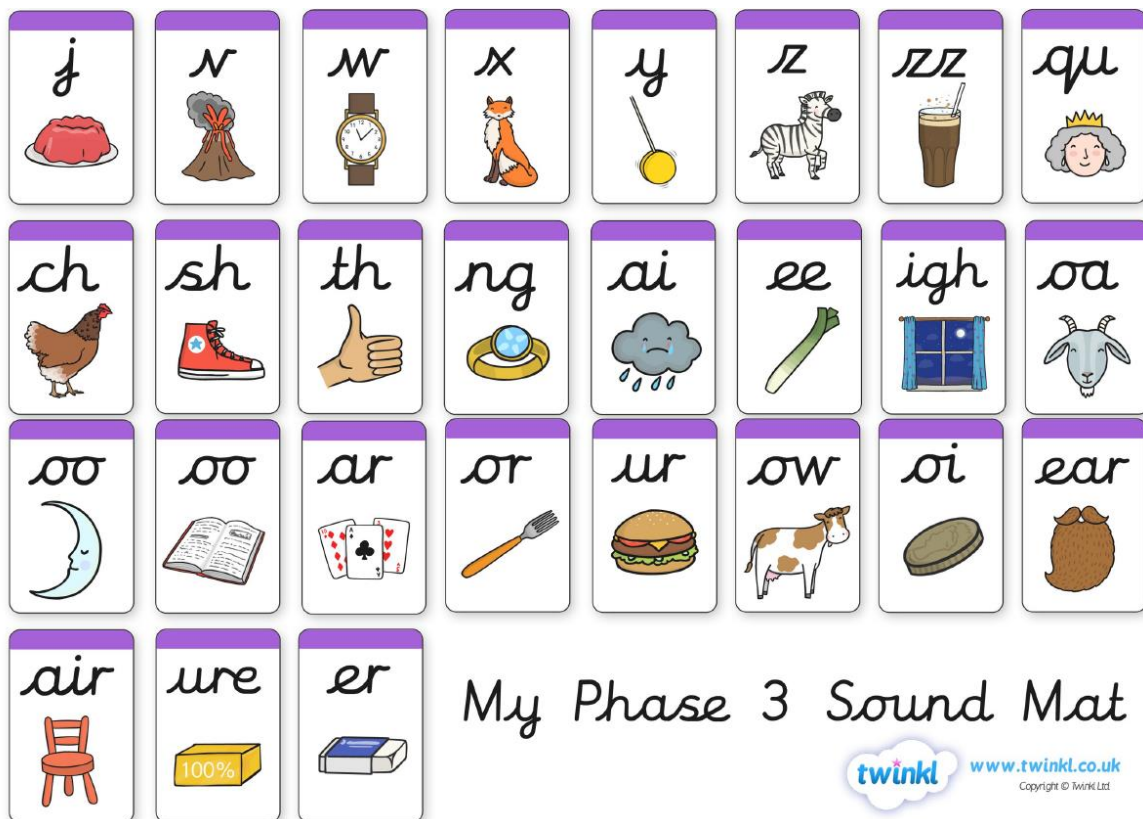



## Learning Objective: Maths

Today I would like you to measure yourself with a piece of string.  
Keep it safe so one day you can look back and see how tall you were  
in Reception.



Here is a sound mat to help you.





Letter formation - have a look at how the letters are sitting on the line, do your letters match?

Aa Bb Cc Dd

Ee Ff Gg Hh Ii

Jj Kk Ll Mm

Nn Oo Pp Qq

Rr Ss Tt Uu Vv

Ww Xx Yy Zz