



My Home Learning Journal

Week Beginning: 15th June

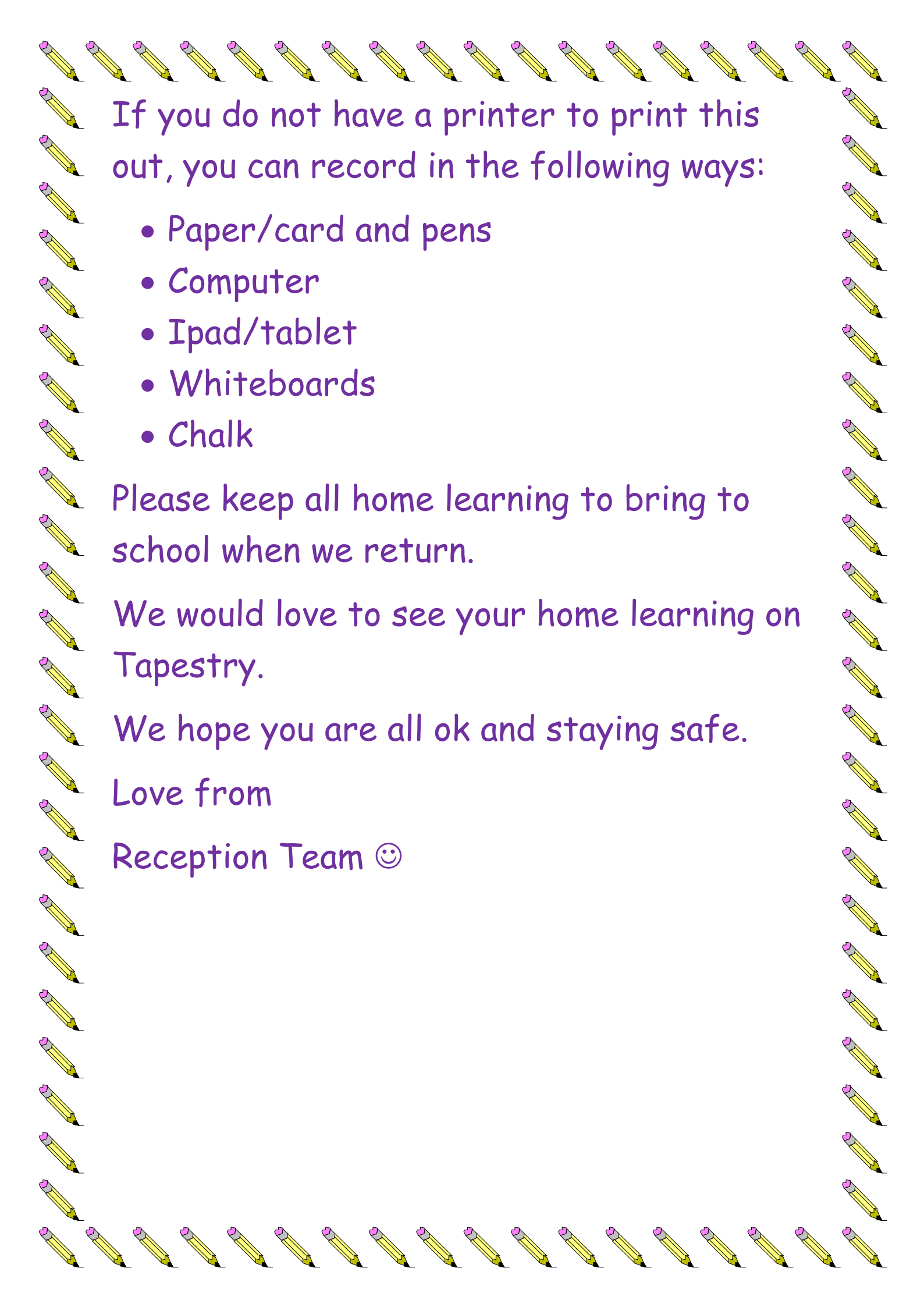
By

(Draw a picture of a character from the story of 'The Three Little Pigs')



Websites to use at home

- www.phonicsplay.co.uk (use the free phonics play and use phase and 3 games depending on their phonic group)
- <https://www.topmarks.co.uk/learning-to-count/gingerbread-man-game> (matching, counting, ordering)
- <https://www.ictgames.com/mobilePage/hfwBingo/index.html> (high frequency word bingo reading phase 3 or phase 3 words)
- <https://www.ictgames.com/mobilePage/bingoOriginal/index.html> (bingo phase 3 and phase 3)
- <https://www.ictgames.com/mobilePage/viking/index.html> (spelling words)
- <https://www.ictgames.com/mobilePage/countingCaterpillar/index.html> (ordering numbers)
- <https://www.ictgames.com/mobilePage/hundredHunt/> (hundred hunt)
- <https://www.primarygames.co.uk/pg2/splat/splatsq100.html> (splat the 100)
- <https://www.topmarks.co.uk/maths-games/3-5-years/counting> (counting, ordering/sequencing/shape games)
- <http://www.pobble365.com/> (talk about the picture of the day)
- www.twinkl.co.uk (resources you can download)
- <https://www.teachyourmonstertoread.com/> (phonics and reading game)
- <https://uk.ixl.com/> (all areas of learning)
<https://www.phonicsplay.co.uk/> (phonics)
Username: march20 password: home
- https://www.oxfordowl.co.uk/for-home/find-a-book/library-page/?view=image&query=&type=book&age_group=Age+4-5&level=&level_select=&book_type=&series=# (ebooks)



If you do not have a printer to print this out, you can record in the following ways:

- Paper/card and pens
- Computer
- Ipad/tablet
- Whiteboards
- Chalk

Please keep all home learning to bring to school when we return.

We would love to see your home learning on Tapestry.

We hope you are all ok and staying safe.

Love from

Reception Team 😊

Day One

The Three Little Pigs

Listen to the story of The Three Little Pigs or read the book if you have a copy of it. Once you have listened to the story can you write a sentence about your favourite part?



<https://www.youtube.com/watch?v=QLR2pLUsl-Y>



Learning Objective: Maths - Number formation

I would like you to practise writing your numbers. Take your time and check they are all formed correctly. Can you remember the number rhymes to help with the number formation? (A copy is at the end of this pack)

0 1 2 3 4 5 6 7 8 9

10 11 12 13 14 15

16 17 18 19 20

Challenge time - Ask your grown up to turn around. Using your finger, write a number on their back. Can they tell you the number you wrote? Swap over, ask your grown up to write a number on your back, can you guess what number they have written?

Day Two

Learning Objective: Building challenge

Today is National Den building day. Your challenge today is to build a den or house for the three little pigs. What will you use to build it? Will you build it inside or outside?

Write a list of the different objects you used to help build your den.



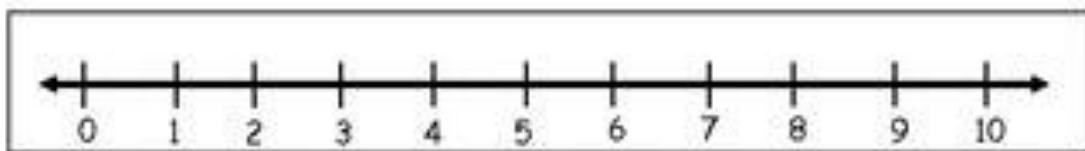


Learning Objective: Maths - Ordering

Today we are going to learn how to put the numbers in order. Make some number cards. You can use numbers 0 to 10 or if your feeling more confident 0 to 20. Ask your grown up to mix all the numbers up. Then see if you can complete these challenges.

1. Can you put them in order smallest to biggest?
2. Can you put them in order from biggest to smallest?
3. This time, can you put them in order smallest to biggest, but starting from the number 3?
4. This time, can you put them in order smallest to biggest, but starting from the number 6?
5. This time, can you put them in order smallest to biggest, but starting from the number 10?
6. This time, can you put them in order smallest to biggest, but starting from the number 5?
7. This time, can you put them in order smallest to biggest, but starting from the number 15?
8. This time, can you put them in order smallest to biggest, but starting from the number 8?
9. This time, can you put them in order smallest to biggest, but starting from the number 12?
10. This time, can you put them in order smallest to biggest, but starting from the number 17?

Remember you can use a number line to help you.




Day Three

Learning Objective: Writing - The Wolf

Create your own wolf and draw a picture of it. Then, write a description of your wolf, just like how the wolf is described in the story.

<https://www.youtube.com/watch?v=QLR2pLUsl-Y>



Learning Objective: Maths - One more one less

Today we are looking at one more and one less. You can use your number cards you made yesterday. Mix them up so they are not in the correct order.

Ask you grown up to show you a number. What is the number? What is one more then that number? What is one less then that number?

Repeat this until you have used all your number cards.

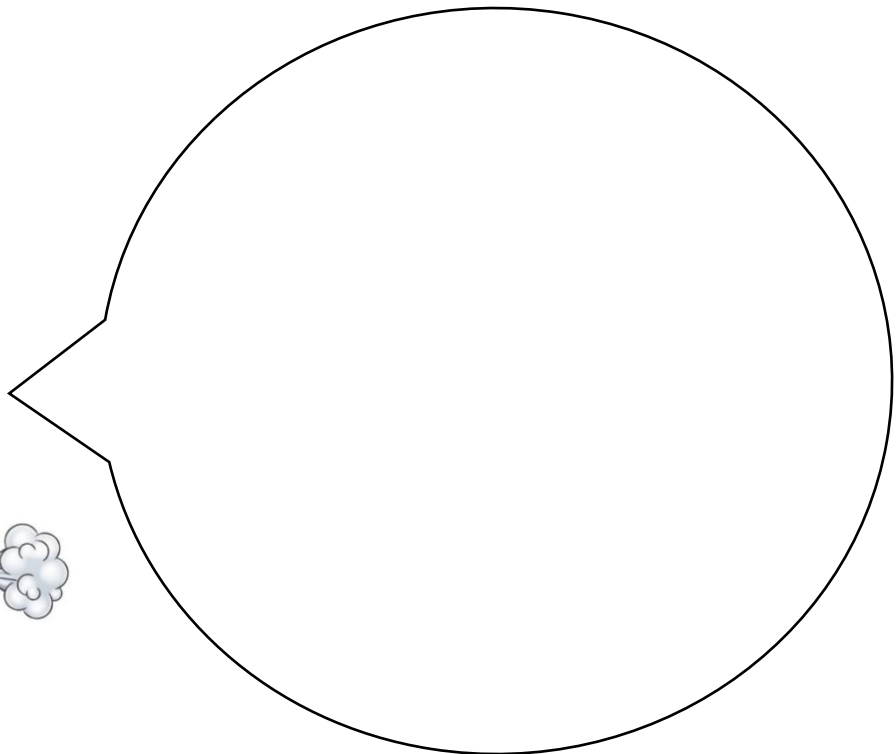
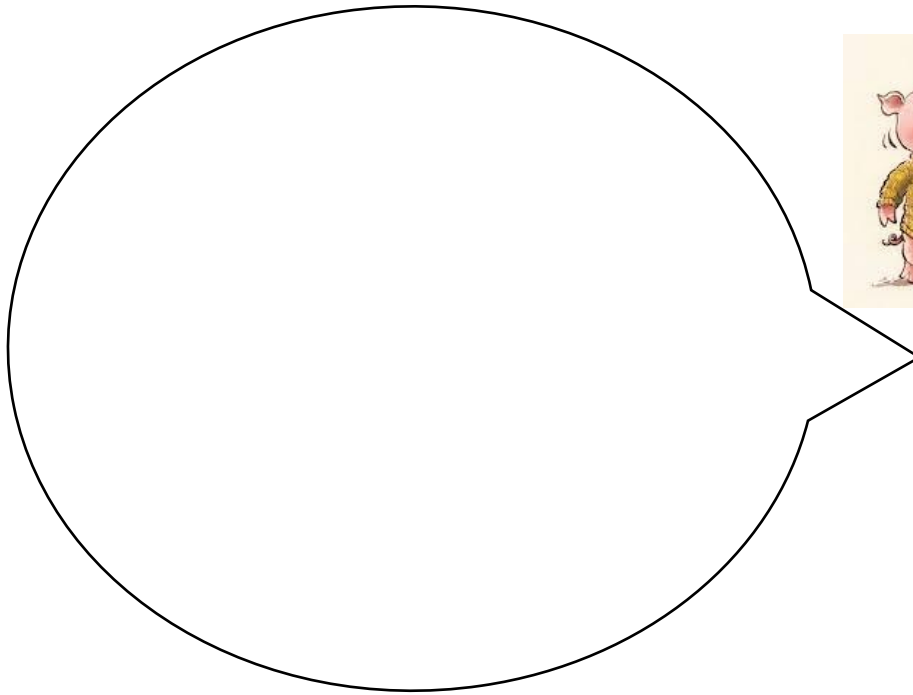
As an extra challenge, can you do this without the flash cards. See if you can remember the numbers in your head.



Day Four

Learning Objective: Writing - Three Little Pigs

Have a think about what the Three Little Pigs and the Wolf might want to say to each other. Can you write this down in the speech bubbles?



Learning Objective: Maths - Number challenges


Home Learning Challenges

Ask your grown-up to tell you a number. Place this number of raisins or cereal pieces on your plate. If your grown-up says 'one more', can you add one more and say the number you have? If your grown-up says 'one less', can you eat one then count the number you have left?

There are 6 frogs on a log. One jumps into the pond. How many frogs are left on the log? Can you draw a picture to show the number of frogs?



Ask a friend or grown-up to place some small toys in front of them and say how many they have. Can you count out a group of toys that is one more?



Build a tower with 7 bricks. Can you build two more towers of bricks, one that uses one less than 7 bricks and one that uses one more than 7? Can you put these in an order? What do you notice?


Ask a grown-up to draw a spotty snake. How many spots does it have? Can you count them? Can you draw a snake that has one less spot?

Park 5 toy cars in pretend car park. If one car drives away, will there be more or fewer cars? Drive one away and check by counting. Park a different number of cars in the car park and do this again.



Day Five

Today I would like you to retell the story of The Three Little Pigs. You could write the story out here or you could create your own Three Little Pigs book. Remember to start every sentence with a capital letter and use finger spaces and full stops.




























Learning Objective: Maths - Messy Maths

Sorry parents, but lets get messy! Can you find a flat tray and fill it with something messy such as flour, sand, paint, mud, rice etc. See if you can complete these maths challenges. Use the numbers 0 to 10 or if more confident 0 to 20.

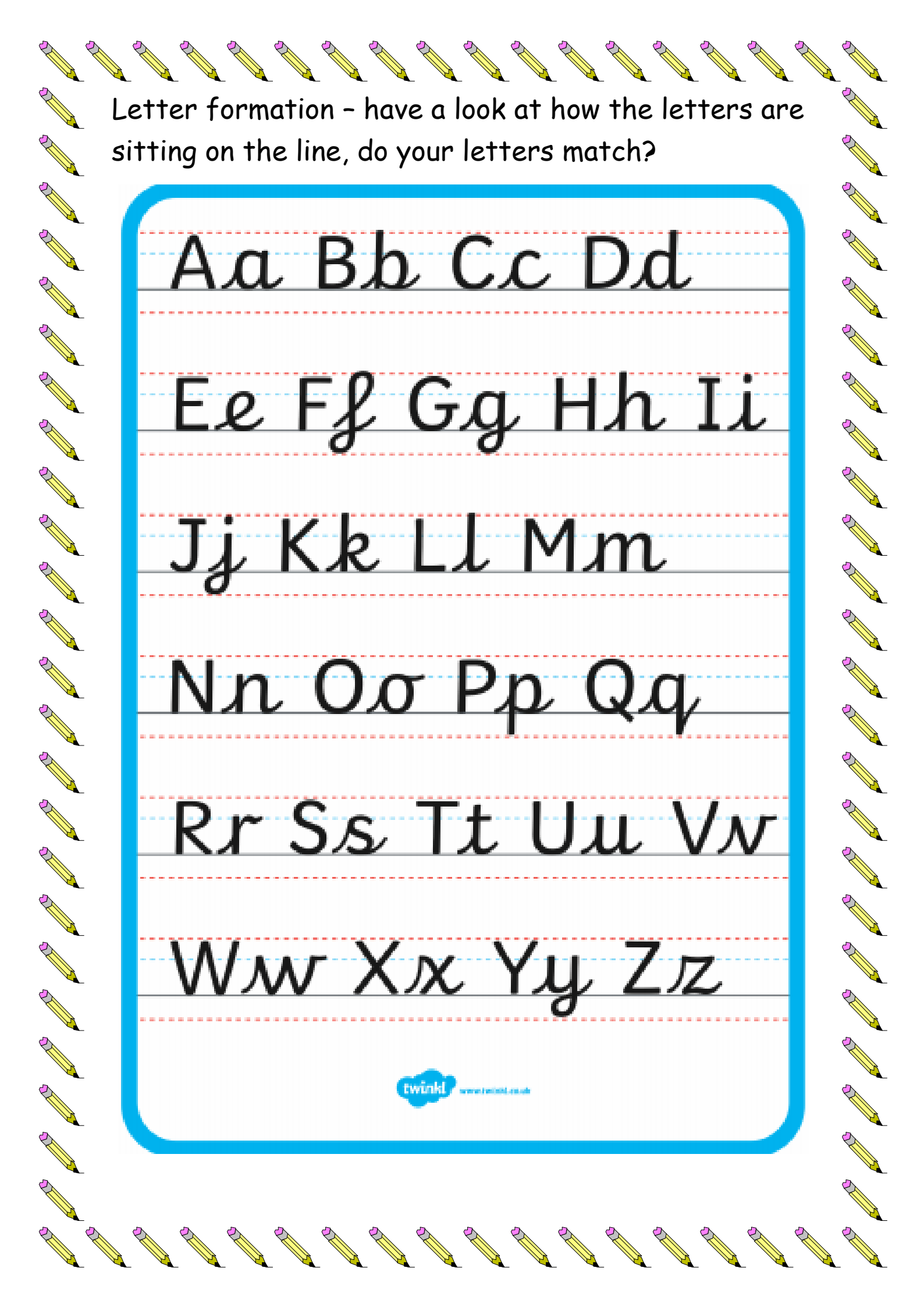
1. Adult to say a number, can you write this in your messy tray? Repeat with different numbers.
2. Adult to write the number on your back. Can you write this in your tray? Repeat with different numbers.
3. Adult to say a number. Can you write the number that is one less than the number?
4. Adult to say a number. Can you write the number that is one more than the number?
5. Adult to say 2 numbers. Can you write them in order starting with the smallest to the biggest, e.g. 5 and 3 would be 3 and 5.

Please upload pictures onto tapestry of your messy maths. Let's see who was the messiest!

Here is a sound mat to help you.

a 	b 	c 	ck 	d 	e 	f 	ff 
g 	h 	i 	k 	l 	ll 	m 	n 
o 	p 	r 	s 	ss 	t 	u 	

j 	n 	w 	x 	y 	z 	zz 	qu 	
ch 	sh 	th 	ng 	ai 	ee 	igh 	oa 	
oo 	oo 	ar 	or 	ur 	ow 	oi 	ear 	
air 	ure 	er 	My Phase 3 Sound Mat					 www.twinkl.co.uk Copyright © Twinkl Ltd



Letter formation - have a look at how the letters are sitting on the line, do your letters match?

Aa Bb Cc Dd

Ee Ff Gg Hh Ii

Jj Kk Ll Mm

Nn Oo Pp Qq

Rr Ss Tt Uu Vv

Ww Xx Yy Zz



Number Rhyme

0 - Around to my left to find my hero, back to the top, I've made a zero

1 - A downward stroke, my that's fun. Now I've made the number one.

2 - Half a heart says, "I love you." Along the ground. Now I've made a number two.

3 - Around the tree, around the tree, Now I've made the number three

4 - Down and across and down once more. Now I've made the number four.

5 - The hat. The back. The belly. Now I've made a five well fancy that.

6 - Bend down low to pick up sticks. Now I've made the number six.

7 - Across the sky and down from heaven. Now I've made the number seven.

8 - Make an "S" and close the gate. Now I've made the number eight.

9 - Make an oval and a line. Now I've made the number nine.

10 - One egg laid by a hen. Now I've made the number ten.