

Home Learning Summer 2 Year 3



CHERRY TREE
PRIMARY SCHOOL

Theme: How can we protect our bees?

During this half term we will be exploring how we share our planet. We are investigating why bees are such an important part of the structure of our planet. We will be investigating and exploring how bees help us and how we can help them. In Science this term we are learning all about Plants. We will investigate what they need to be healthy and how they reproduce. Our book for English this term is LOB- a beautiful story about Grandpa Will's magical garden. We will also be reading The Abominables in our Reading lessons, a fun story about a family of Yetis. We have so many great things planned to do with the children during this final term in Year 3 and are looking forward to learning together!

Here are the activities for your Home learning this term which are linked to our learning in school. As before choose from the various 'menu' activities and some daily tasks too listed below. Spellings will be sent home weekly to ensure you have the challenges you need to become a super speller. The spellings are based on phonic or word patterns. Find the pattern and look for other words with this pattern that you can practise and learn.

| | |
|-----------------------------------|---|
| Reading – 10- 20 mins | Please read at home daily. This could be a shared read with a member of your family, an opportunity for you to read to an adult in your family as well as time to quietly read and enjoy a good book on your own. Share with your family the books we are reading in class and keep them up to date with events as they unfold! |
| Maths- 20- 30 mins | This term we are focussing on fractions, multiplication and division. Please use this site to support your learning: https://www.topmarks.co.uk/maths-games/7-11-years/place-value . If you are looking for an extra challenge have a look at this NRICH challenge: https://nrich.maths.org/8958.. |
| Times Tables- 10 – 15 mins | Log on to Times Table Rock Stars or a similar Maths website to practise your tables. This will in turn support your understanding of division. |
| Spelling- 5 - 10 mins | Look at the weekly list and practise the spellings. Each week a task will be sent home to support your understanding of the spelling pattern for the week. Can you next put these spellings into sentences? When reading look out for words with our spelling pattern and add them to the list. Use your home learning book to practise your weekly spellings. |
| Handwriting- 5 - 10 mins | Look through the writing challenge menu and select your challenge each week. This too can go into your home learning book. Remember to WOW your family with your fantastic handwriting skills! You could also submit work using Google Classroom if you want to. |
| Keeping connected | We will be sharing the amazing things we do in school on Twitter - @MsBowderyCTS @MrsSibbitCTS. If you have not already downloaded Marvellous Me then please ensure that you do. If you are not sure of your log in details then just ask and we can help to get you following us. |









Home Learning Summer 2 Year 3

Your menus for this half term.

Theme Menu Year 3

Choose **one** starter, main and dessert activity to do over the half term. You have six weeks to finish your meal...I mean homework! This term you can complete your homework in your Homework Book or submit it on the Goolge Classroom. Ensure you return your homework in whichever format **by Wednesday 20th July** ready to share with the class 😊.

| Starter | Main | Dessert |
|--|--|--|
| <p>Find out at least two amazing facts about bees. You will need to share this with the class in a format of your choice.</p> | <p>If you were going on a bee hunt what would you take? List your 10 most essential items and reason for choosing them.</p>  | <p>Make a dish that has honey as one of the ingredients. Bring in photos of your tasty dish to share with the class. Ask your family to be food critics and give feedback for us to share!</p> |
| <p>Read the newspaper and report back on 3 environmental stories that you found interesting. How will you report the stories?</p>  | <p>Create a piece of artwork inspired by bees. This could have a honeycomb pattern or have colours that reflect the colours of our native bees. Bee prepared to share your masterpiece with the class.</p>  | <p>As the weather gets warmer now is the time when things outside really start to grow. Plant something and watch it grow. Bring your plant, or a picture of your plant, to school when home learning is due in.</p>  |
| <p>Discover where you live! What are the best places around where you live to support bees? Draw pictures or take photos of these places and explain why you have chosen them.</p>  | <p>We are investigating plants in Science. When you are out and about can you identify 10 different types of plant? What do you notice about each of the plants? What is similar what is different?</p>  | <p>Keep a plant or flower diary. Either plant some seeds or select a patch of your garden and observe and monitor what is happening. You could do an insect/ mini-beast count. You could take photos or draw pictures to show how it changes over time.</p> |

Writing Menu Year 3

Choose one writing activity to complete in your Homework Book each week from the activities below.
Bring back to school **by Wednesday 20th July** ready to share with the class ☺.

In PSHE we are finding out about how we change over time. Create a memory book with pictures and details of how you or someone in your family has changed over time.

Every hive has a **QUEEN BEE!**
Who is queen bee in your life?
Why are they important to you?
What do you do together? How do your help and support each other?



Create a poster that explains why we need to protect our planet. What will feature as most the most important thing to save on this poster? How will try to persuade people to take action to keep our planet beautiful?

Bees are in danger of becoming extinct. Research another animal on our planet that is endangered and explain why and what you could do to help save it.



Write a poem about **BEES**. What will you include? Will it be a nonsense poem? Will you use onomatopoeia? Use similies and metaphors to add detail and humour to your writing.




Imagine you live in a world without flowers.

What would it be like to live in a place where there are no flowers or trees? What else would we not have if this were to happen?
You could draw the landscape and then write about it describing your thoughts and feelings.

Write a list of expanded noun phrases and adverbial phrases that describe our bees. They are such beautiful and peaceful creatures you will find so many ways to describe them I am sure.



Write a letter to a person living in a desert and tell them all about life in England. You may want to find out about a desert landscape so you can compare and contrast.



Write a story featuring your family on a quest to save the world. What will you do to help save our planet? Will you need superhuman powers or are there things that we can do every day that will make a real difference!
Be a superhero every day!

